

**CALIFORNIA REGIONAL WATER QUALITY CONTROL BOARD
LOS ANGELES REGION**

320 W. 4th Street, Suite 200, Los Angeles, California 90013
Phone (213) 576-6600 • Fax (213) 576-6640
<http://www.waterboards.ca.gov/losangeles>

**ORDER R4-2016-XXXX
NPDES NO. CA0053392**

**WASTE DISCHARGE REQUIREMENTS
FOR ROYAL CATERING COMPANY, ROYAL CATERING
DISCHARGE TO THE SAN GABRIEL RIVER**

The following Discharger is subject to waste discharge requirements (WDRs) set forth in this Order:

Table 1. Discharger Information

Discharger	Royal Catering Company
Name of Facility	Royal Catering
Facility Address	2627 Durfee Avenue
	El Monte, CA 91732
	Los Angeles County

Table 2. Discharge Location

Discharge Point	Effluent Description	Discharge Point Latitude (North)	Discharge Point Longitude (West)	Receiving Water
001	Storm water runoff	34.0540°	- 118.0199°	San Gabriel River
002	Storm water runoff	34.0538°	- 118.0210°	San Gabriel River

Table 3. Administrative Information

This Order was adopted on:	June 9, 2016
This Order shall become effective on:	August 1, 2016
This Order shall expire on:	July 31, 2021
The Discharger shall file a Report of Waste Discharge as an application for reissuance of WDRs in accordance with title 23, California Code of Regulations, and an application for reissuance of a National Pollutant Discharge Elimination System (NPDES) permit no later than:	180 days prior to the Order expiration date
The U.S. Environmental Protection Agency (U.S. EPA) and the California Regional Water Quality Control Board, Los Angeles Region have classified this discharge as follows:	Minor

I, Samuel Unger, Executive Officer, do hereby certify that this Order with all attachments is a full, true, and correct copy of the Order adopted by the California Regional Water Quality Control Board, Los Angeles Region, on **June 9, 2016**.

Samuel Unger, P.E., Executive Officer

T
E
N
T
A
T
I
V
E

CONTENTS

I. Facility Information..... 3

II. Findings 3

III. Discharge Prohibitions 3

IV. Effluent Limitations and Discharge Specifications 4

 A. Effluent Limitations..... 4

 1. Final Effluent Limitations – Discharge Points 001 and 002 4

V. Recycling Specifications – Not Applicable..... 5

VI. Receiving Water Limitations..... 6

 A. Surface Water Limitations..... 6

 B. Groundwater Limitations – Not Applicable 7

VII. Provisions 7

 A. Standard Provisions..... 7

 B. Monitoring and Reporting Program (MRP) Requirements 10

 C. Special Provisions..... 10

 1. Reopener Provisions 10

 2. Special Studies, Technical Reports and Additional Monitoring Requirements..... 10

 3. Best Management Practices and Storm Water Pollution Prevention 12

 4. Construction, Operation and Maintenance Specifications 12

 5. Other Special Provisions – Not Applicable..... 12

 6. Compliance Schedules – Not Applicable 12

VIII. Compliance Determination 13

TABLES

Table 1. Discharger Information..... 1

Table 2. Discharge Location 1

Table 3. Administrative Information..... 1

Table 4. Effluent Limitations at Discharge Points 001 and 002..... 4

ATTACHMENTS

Attachment A – Definitions..... A-1

Attachment B – Maps..... B-1

Attachment C-1 – Flow Schematic..... C-1

Attachment C-2 – Site Drainage Map..... C-2

Attachment D – Standard Provisions D-1

Attachment E – Monitoring and Reporting Program E-1

Attachment F – Fact Sheet F-1

Attachment G – Storm Water Pollution Prevention Plan Requirements..... G-1

Attachment H – State Water Board Minimum Levels (micrograms/liter(µg/L))..... H-1

Attachment I – List of Priority Pollutants..... I-1

Attachment J – Summary Of Effluent Limitation Calculations..... J-1

**T
E
N
T
A
T
I
V
E**

I. FACILITY INFORMATION

Information describing Royal Catering Company, Royal Catering (Facility) is summarized in Table 1 and in Sections I and II of the Fact Sheet (Attachment F). Section I of the Fact Sheet also includes information regarding the Facility's permit application.

II. FINDINGS

The California Regional Water Quality Control Board, Los Angeles Region (Regional Water Board), finds:

- A. Legal Authorities.** This Order serves as Waste Discharge Requirements (WDRs) pursuant to article 4, chapter 4, division 7 of the California Water Code (commencing with section 13260). This Order is also issued pursuant to section 402 of the federal Clean Water Act (CWA) and implementing regulations adopted by the U.S. EPA and chapter 5.5, division 7 of the Water Code (commencing with section 13370). It shall serve as a National Pollutant Discharge Elimination System (NPDES) permit authorizing the Discharger to discharge into waters of the United States at the discharge location described in Table 2 subject to the WDRs in this Order.
- B. Background and Rationale for Requirements.** The Regional Water Board developed the requirements in this Order based on information submitted as part of the application, through monitoring and reporting programs, and other available information. The Fact Sheet (Attachment F), which contains background information and rationale for the requirements in this Order, is hereby incorporated into and constitutes Findings for this Order. Attachments A through E and G through J are also incorporated into this Order.
- C. Notification of Interested Parties.** The Regional Water Board has notified the Discharger and interested agencies and persons of its intent to prescribe WDRs for the discharge and has provided them with an opportunity to submit their written comments and recommendations. Details of the notification are provided in the Fact Sheet.
- D. Consideration of Public Comment.** The Regional Water Board, in a public meeting, heard and considered all comments pertaining to the discharge. Details of the Public Hearing are provided in the Fact Sheet.

THEREFORE, IT IS HEREBY ORDERED that this Order supersedes Order No. R4-2011-0051 except for enforcement purposes, and, in order to meet the provisions contained in division 7 of the Water Code (commencing with section 13000) and regulations adopted thereunder, and the provisions of the CWA and regulations and guidelines adopted thereunder, the Discharger is authorized to discharge from the identified Facility and outfalls into waters of the United States, and shall comply with the requirements in this Order. This action in no way prevents the Regional Water Board from taking enforcement action for past violations of the previous Order.

III. DISCHARGE PROHIBITIONS

- A.** Wastes discharged at Discharge Points 001 and 002 shall each be limited to a maximum of 0.025 million gallons per day (MGD) of storm water at each discharge point, as described in the Fact Sheet (Attachment F). The discharge of wastes from accidental spills or other sources is prohibited.
- B.** Storm water runoff as a result of the first 0.1-inch of rainfall and process wastewater from the Facility is prohibited from entering the storm drain.
- C.** Discharges of water, materials, thermal wastes, elevated temperature wastes, toxic wastes, deleterious substances, or wastes other than those authorized by this Order, to a storm drain system, San Gabriel River, or other waters of the state, are prohibited.

T
E
N
T
A
T
I
V
E

- D. Neither the treatment nor the discharge of pollutants shall create pollution, contamination, or a nuisance as defined by section 13050 of the Water Code.
- E. Wastes discharged shall not contain any substances in concentrations toxic to human, animal, plant, or aquatic life.
- F. The discharge shall not cause a violation of any applicable water quality standards for receiving waters adopted by the Regional Water Board or the State Water Resources Control Board (State Water Board) as required by the federal CWA and regulations adopted thereunder. If more stringent applicable water quality standards are promulgated or approved pursuant to section 303 of the federal CWA, and amendments thereto, the Board will revise and modify this Order in accordance with such more stringent standards.
- G. The discharge of any radiological, chemical, or biological warfare agent into the waters of the state is prohibited under Water Code section 13375.
- H. Any discharge of wastes at any point(s) other than specifically described in this Order is prohibited, and constitutes a violation of the Order.
- I. The discharge of trash to surface waters of the State or the deposition of trash where it may be discharged into surface waters of the State is prohibited.

IV. EFFLUENT LIMITATIONS AND DISCHARGE SPECIFICATIONS

A. Effluent Limitations

1. Final Effluent Limitations – Discharge Points 001 and 002

- a. The Discharger shall maintain compliance with the following effluent limitations at Discharge Points 001 and 002, with compliance measured at Monitoring Locations EFF-001 and EFF-002, respectively, as described in the Monitoring and Reporting Program (Attachment E):

Table 4. Effluent Limitations at Discharge Points 001 and 002

Parameter	Units	Effluent Limitations			
		Average Monthly	Maximum Daily	Instantaneous Minimum	Instantaneous Maximum
Conventional Pollutants					
Biochemical Oxygen Demand (BOD) (5-day @ 20°C)	mg/L	--	30	--	--
	lbs/day ¹	--	6.3	--	--
Total Suspended Solids (TSS)	mg/L	--	75	--	--
	lbs/day ¹	--	16	--	--
Oil and Grease	mg/L	--	15	--	--
	lbs/day ¹	--	3.1	--	--
pH	standard units	--	--	6.5	8.5
Non-Conventional Pollutants					
Boron, Total Recoverable	mg/L	--	1	--	--
	lbs/day ¹	--	0.21	--	--
Chloride	mg/L	--	150	--	--
	lbs/day ¹	--	31	--	--

T
E
N
T
A
T
I
V
E

Parameter	Units	Effluent Limitations			
		Average Monthly	Maximum Daily	Instantaneous Minimum	Instantaneous Maximum
Chronic Toxicity	Pass or Fail, % Effect (TST)	--	Pass and % Effect < 50 ²	--	--
Nitrite + Nitrate (as N)	mg/L	--	8	--	--
	lbs/day ¹	--	1.7	--	--
Nitrite (as N)	mg/L	--	1		
	lbs/day ¹	--	0.21		
Settleable Solids	ml/L	--	0.3	--	--
Sulfate	mg/L	--	300	--	--
	lbs/day ¹	--	63	--	--
Temperature	°F	--	--	--	86
E.coli	CFU/100mL or MPN/100mL	--	6	--	--
Total Dissolved Solids (TDS)	mg/L	--	750	--	--
	lbs/day ¹	--	156	--	--
Total Petroleum Hydrocarbons (TPH)	µg/L	--	100	--	--
	lbs/day ¹	--	0.021	--	--
Priority Pollutants					
Copper, Total Recoverable ⁵	µg/L	--	35	--	--
	lbs/day ¹	--	0.0073	--	--
Lead, Total Recoverable, Dry Weather ³	µg/L	--	18	--	--
	lbs/day ¹	--	0.0038	--	--
Lead, Total Recoverable, Wet Weather ⁴	µg/L	--	166	--	--
	lbs/day ¹	--	0.035	--	--

¹ Mass loading limitations are based on the maximum flows at Discharge Points 001 and 002 (0.025 MGD at each Discharge Point) and are calculated as follows:

$$\text{Flow (MGD)} \times \text{Concentration (mg/L)} \times 8.34 \text{ (conversion factor)} = \text{lbs/day.}$$

² The maximum daily effluent limitation (MDEL) shall be reported "Pass" or "Fail" and "% Effect".

³ Dry weather limitation is applicable for any discharge that occurs when the flow is less than 260 cubic feet per second (cfs) as measured at USGS station 11087020, located at the bottom of Reach 3 just above the Whittier Narrows Dam.

⁴ Wet weather limitation is applicable for any discharge that occurs when the maximum daily flow in San Gabriel River is equal to or greater than 260 cubic feet per second (cfs) as measured at USGS station 11087020, located at the bottom of Reach 3 just above the Whittier Narrows Dam.

⁵ Effluent limitation for copper is applicable in both wet and dry weather.

⁶ For the single sample limit, E. coli density shall not exceed 235/100 mL; for the rolling 30-day geometric mean limit, E. coli density shall not exceed 126/100 mL. The single sample limit applies to any single sample. The rolling 30-day geometric limit shall apply to the rolling 30-day geometric mean value, which shall be calculated based on a statistically sufficient number of samples (generally not less than 5 samples equally spaced over a 30-day period). If the single sample limit is exceeded, the Regional Water Board may require repeat sampling on a daily basis until the sample falls below the single sample limit in order to determine persistence of exceedance. Results collected during accelerated monitoring can be used to calculate the geometric mean.

V. RECYCLING SPECIFICATIONS – NOT APPLICABLE

T
E
N
T
A
T
I
V
E

VI. RECEIVING WATER LIMITATIONS

A. Surface Water Limitations

The discharge shall not cause the following in San Gabriel River:

1. The normal ambient pH to fall below 6.5 nor exceed 8.5 units nor vary from normal ambient pH levels by more than 0.5 units.
2. Surface water temperature to rise greater than 5° F above the natural temperature of the receiving waters at any time or place. At no time shall the temperature be raised above 80° F as a result of waste discharged.
3. The concentration of dissolved oxygen to fall below 5.0 mg/L at any time, and the median dissolved oxygen concentration for any three consecutive months shall not be less than 80 percent of the dissolved oxygen content at saturation.
4. Water Contact Standards

In Fresh Waters Designated for Water Contact Recreation (REC-1):

Geometric Mean Limits

E. coli density shall not exceed 126/100 mL.

Single Sample Limits

E. coli density shall not exceed 235/100 mL.

5. Exceed total ammonia (as N) concentrations specified in the 1994 Basin Plan and its amendments. The Regional Water Board revised the water quality objectives for ammonia to be consistent with the "1999 Update of ambient Water Quality Criteria for Ammonia" through the adoption of Resolution No. 2002-011 on April 25, 2002. This amendment was approved by the State Water Board, OAL and U.S. EPA on April 30, 2003, June 5, 2003, and June 19, 2003 respectively. The amendment became effective on July 15, 2003. On December 1, 2005, Resolution No. 2005-014, Amendment to the Water Quality Control Plan for the Los Angeles Region to Revise the Early Life Stage Implementation Provision of the Freshwater Ammonia Objectives for Inland Surface Waters (including enclosed bays, estuaries and wetlands) for Protection of Aquatic Life, was adopted by the Regional Water Board. Resolution No. 2005-014 was approved by the State Water Board, OAL, and U.S. EPA on July 19, 2006, August 31, 2006, and April 5, 2007, respectively; it became effective on April 5, 2007. On June 7, 2007, the Regional Water Board adopted Resolution No. 2007-005 to incorporate site-specific 30- day average objectives for ammonia along with corresponding site-specific early life stage implementation provisions for select water body reaches and tributaries in the Santa Clara, Los Angeles, and San Gabriel River watersheds. The State Water Board, OAL, and U.S. EPA approved this Basin Plan amendment on January 15, 2008, May 12, 2008, and March 30, 2009, respectively. The amendment became effective on April 23, 2009.
6. The presence of visible, floating, suspended or deposited macroscopic particulate matter or foam.
7. Where natural turbidity is between 0 to 50 NTU, increases in turbidity shall not exceed 20%. Where natural turbidity is greater than 50 NTU, increases in turbidity shall not exceed 10%.
8. Oils, greases, waxes, or other materials in concentrations that result in a visible film or coating on the surface of the receiving water or on objects in the water.

T
E
N
T
A
T
I
V
E

9. Suspended or settleable materials, chemical substances or pesticides in amounts that cause nuisance or adversely affect any designated beneficial use.
10. Toxic or other deleterious substances in concentrations or quantities which cause deleterious effects on aquatic biota, wildlife, or waterfowl or render any of these unfit for human consumption either at levels created in the receiving waters or as a result of biological concentration.
11. Accumulation of bottom deposits or aquatic growths.
12. Biostimulatory substances at concentrations that promote aquatic growth to the extent that such growth causes nuisance or adversely affects beneficial uses.
13. The presence of substances that result in increases of BOD that adversely affect beneficial uses.
14. Taste or odor-producing substances in concentrations that alter the natural taste, odor, and/or color of fish, shellfish, or other edible aquatic resources; cause nuisance; or adversely affect beneficial uses.
15. Alteration of turbidity, or apparent color beyond present natural background levels.
16. Damage, discolor, or formation of sludge deposits on flood control structures or facilities, or overloading of the design capacity.
17. Degradation of surface water communities and populations including vertebrate, invertebrate, and plant species.
18. Problems associated with breeding of mosquitoes, gnats, black flies, midges, or other pests.
19. Nuisance, or adversely affect beneficial uses of the receiving water.
20. Violation of any applicable water quality standards for receiving waters adopted by the Regional Water Board or State Water Board. If more stringent applicable water quality standards are promulgated or approved pursuant to section 303 of the CWA, or amendments thereto, the Regional Water Board will revise or modify this Order in accordance with such standards.

B. Groundwater Limitations – Not Applicable

VII. PROVISIONS

A. Standard Provisions

1. The Discharger shall comply with all Standard Provisions included in Attachment D.
2. The Discharger shall comply with the following provisions. In the event that there is any conflict, duplication, or overlap between provisions specified by this Order, the more stringent provision shall apply:
 - a. This Order may be modified, revoked, reissued, or terminated in accordance with the provisions of 40 C.F.R., sections 122.44, 122.62, 122.63, 122.64, 125.62 and 125.64. Causes for taking such actions include, but are not limited to: failure to comply with any condition of this Order; endangerment to human health or the environment resulting from the permitted activity; or acquisition of newly-obtained information which would have justified the application of different conditions if known at the time of Order adoption. The filing of a request by the Discharger for an Order modification, revocation, and issuance or termination, or a notification of planned changes or anticipated noncompliance does not stay any condition of this Order.

T
E
N
T
A
T
I
V
E

- b. The Discharger must comply with the lawful requirements of municipalities, counties, drainage districts, and other local agencies regarding discharges of storm water to storm drain systems or other water courses under their jurisdiction; including applicable requirements in municipal storm water management programs developed to comply with NPDES permits issued by the Regional Water Board to local agencies.
- c. A discharge of wastes to any point other than specifically described in this Order is prohibited and constitutes a violation thereof.
- d. The Discharger shall comply with all applicable effluent limitations, national standards of performance, toxic effluent standards, and all federal regulations established pursuant to sections 301, 302, 303(d), 304, 306, 307, 316, 318, 405, and 423 of the federal CWA and amendments thereto.
- e. These requirements do not exempt the operator of the waste disposal facility from compliance with any other laws, regulations, or ordinances which may be applicable; they do not legalize this waste disposal facility, and they leave unaffected any further restraints on the disposal of wastes at this site which may be contained in other statutes or required by other agencies.
- f. Oil or oily material, chemicals, refuse, or other pollutionable materials shall not be stored or deposited in areas where they may be picked up by rainfall and carried off of the property and/or discharged to surface waters. Any such spill of such materials shall be contained and removed immediately.
- g. A copy of these waste discharge specifications shall be maintained at the discharge facility so as to be available at all times to operating personnel.
- h. After notice and opportunity for a hearing, this Order may be terminated or modified for cause, including, but not limited to:
 - i. Violation of any term or condition contained in this Order;
 - ii. Obtaining this Order by misrepresentation, or failure to disclose all relevant facts;
 - iii. A change in any condition that requires either a temporary or permanent reduction or elimination of the authorized discharge.
- i. If there is any storage of hazardous or toxic materials or hydrocarbons at this facility and if the facility is not manned at all times, a 24-hour emergency response telephone number shall be prominently posted where it can easily be read from the outside.
- j. The Discharger shall notify the Regional Water Board not later than 120 days in advance of implementation of any plans to alter production capacity of the product line of the manufacturing, producing or processing facility by more than ten percent. Such notification shall include estimates of proposed production rate, the type of process, and projected effects on effluent quality. Notification shall include submittal of a new report of waste discharge and the appropriate filing fee.
- k. The Discharger shall file with the Regional Water Board a report of waste discharge at least 120 days before making any material change or proposed change in the character, location or volume of the discharge.
- l. All existing manufacturing, commercial, mining, and silvicultural dischargers must notify the Regional Water Board as soon as they know or have reason to

T
E
N
T
A
T
I
V
E

believe that they have begun or expect to begin to use or manufacture intermediate or final product or byproduct of any toxic pollutant that was not reported on their application.

- m. In the event of any change in name, ownership, or control of these waste disposal facilities, the discharger shall notify this Regional Water Board of such change and shall notify the succeeding owner or operator of the existence of this Order by letter, copy of which shall be forwarded to the Regional Water Board.
- n. The Water Code provides that any person who violates a waste discharge requirement or a provision of the Water Code is subject to civil penalties of up to \$5,000 per day, \$10,000 per day, or \$25,000 per day of violation, or when the violation involves the discharge of pollutants, is subject to civil penalties of up to \$10 per gallon per day or \$25 per gallon per day of violation; or some combination thereof, depending on the violation, or upon the combination of violations.
- o. Violation of any of the provisions of the NPDES program or of any of the provisions of this Order may subject the violator to any of the penalties described herein, or any combination thereof, at the discretion of the prosecuting authority; except that only one kind of penalty may be applied for each kind of violation.
- p. The discharge of any product registered under the Federal Insecticide, Fungicide, and Rodenticide Act to any waste stream which may ultimately be released to waters of the United States, is prohibited unless specifically authorized elsewhere in this permit or another NPDES permit. This requirement is not applicable to products used for lawn and agricultural purposes.
- q. The discharge of any waste resulting from the combustion of toxic or hazardous wastes to any waste stream that ultimately discharges to waters of the United States is prohibited, unless specifically authorized elsewhere in this permit.
- r. The Discharger shall notify the Executive Officer in writing no later than 6 months prior to the planned discharge of any chemical, other than the products previously reported to the Executive Officer, which may be toxic to aquatic life. Such notification shall include:
 - i. Name and general composition of the chemical,
 - ii. Frequency of use,
 - iii. Quantities to be used,
 - iv. Proposed discharge concentrations, and
 - v. U.S. EPA registration number, if applicable.
- s. Failure to comply with provisions or requirements of this Order, or violation of other applicable laws or regulations governing discharges from this facility, may subject the Discharger to administrative or civil liabilities, criminal penalties, and/or other enforcement remedies to ensure compliance. Additionally, certain violations may subject the Discharger to civil or criminal enforcement from appropriate local, state, or federal law enforcement entities.
- t. In the event the Discharger does not comply or will be unable to comply for any reason, with any prohibition, effluent limitation, or receiving water limitation of this Order, the Discharger shall notify the Regional Water Board by telephone (213) 576-6600 within 24 hours of having knowledge of such noncompliance,

T
E
N
T
A
T
I
V
E

and shall confirm this notification in writing within five days, unless the Regional Water Board waives confirmation. The written notification shall state the nature, time, duration, and cause of noncompliance, and shall describe the measures being taken to remedy the current noncompliance and, prevent recurrence including, where applicable, a schedule of implementation. Other noncompliance requires written notification as above at the time of the normal monitoring report.

- u. Prior to making any change in the point of discharge, place of use, or purpose of use of treated wastewater that results in a decrease of flow in any portion of a watercourse, the Discharger must file a petition with the State Water Board, Division of Water Rights, and receive approval for such a change. (Wat. Code § 1211.)

B. Monitoring and Reporting Program (MRP) Requirements

The Discharger shall comply with the MRP, and future revisions thereto, in Attachment E.

C. Special Provisions

1. Reopener Provisions

- a. If more stringent applicable water quality standards are promulgated or approved pursuant to section 303 of the federal CWA, and amendments thereto, the Regional Water Board may revise and modify this Order in accordance with such more stringent standards.
- b. This Order may be reopened to include effluent limitations for toxic constituents determined to be present in significant amounts in the discharge through a more comprehensive monitoring program included as part of this Order and based on the results of the RPA.
- c. This Order may be reopened and modified, to incorporate in accordance with the provisions set forth in 40 C.F.R., parts 122 and 124, to include requirements for the implementation of the watershed management approach or to include new MLs.
- d. This Order may be reopened and modified to revise effluent limitations as a result of future Basin Plan Amendments, such as an update of an objective or the adoption of a TMDL for the San Gabriel River.
- e. This Order may be reopened for modification, or revocation and reissuance, as a result of the detection of a reportable priority pollutant generated by special conditions included in this Order. These special conditions may be, but are not limited to, fish tissue sampling, whole effluent toxicity, monitoring requirements on internal waste stream(s), and monitoring for surrogate parameters. Additional requirements may be included in this Order as a result of the special condition monitoring data.
- f. This Order may also be reopened and modified, revoked, and reissued or terminated in accordance with the provisions of 40 C.F.R. sections 122.44, 122.62 to 122.64, 125.62, and 125.64. Causes for taking such actions include, but are not limited to, failure to comply with any condition of this Order, and endangerment to human health or the environment resulting from the permitted activity.

2. Special Studies, Technical Reports and Additional Monitoring Requirements

- a. **Initial Investigation Toxicity Reduction Evaluation (TRE) Workplan.** The Discharger shall submit to the Regional Water Board an Initial Investigation TRE

T
E
N
T
A
T
I
V
E

workplan (1-2 pages) **within 90 days** of the effective date of this permit. This plan shall describe the steps the Discharger intends to follow in the event that toxicity is detected. See section V of the Monitoring and Reporting Program (Attachment E) for an overview of TRE requirements.

b. **Harbor Toxics TMDL Water Column and Sediment Monitoring for Responsible Parties in the San Gabriel River.**

As required in the Harbor Toxics TMDL, San Gabriel River Watershed responsible parties identified in the effective San Gabriel River Metals TMDLs are responsible for conducting water and sediment monitoring at the mouth of the San Gabriel River to determine the River's contribution to the impairments in the Greater Harbor waters. The Discharger is a "responsible party" because it is an "Individual Industrial Permittee" and as identified in the San Gabriel River Metals TMDL and its Implementation Plan. As such, either individually or with a collaborating group, the Discharger shall develop a monitoring and reporting plan (Monitoring Plan) and quality assurance project plan (QAPP) for the water column, and sediment above the San Gabriel River Estuary. These plans shall follow the "TMDL Element - Monitoring Plan" provisions in Attachment A to Resolution No. R11-008. The TMDL requires that the Monitoring Plan and QAPP shall be submitted 20 months after the effective date (March 23, 2012) of the TMDL for public review and subsequent Executive Officer approval. Since the effective date of this Order exceeds the deadline for the Monitoring Plan and QAPP, the Discharger shall join a group already formed or develop a site specific monitoring plan. If the Discharger decides to develop a site specific Monitoring Plan, the Discharger shall notify the Regional Water Board within 90 days of the effective date of the Order and submit the plan to the Regional Water Board within 12 months of the effective date of the Order for public comment and the Regional Water Board review and approval. The Discharger shall begin monitoring 6 months after the Monitoring Plan is approved by the Executive Officer, unless otherwise directed by the Executive Officer. The compliance monitoring program shall include water column and sediment. The Discharger shall submit the annual monitoring report to the Regional Water Board by the specified date in the proposed Monitoring Plan.

The Compliance Monitoring Program shall include:

i. **Water Column Monitoring.** Water samples and total suspended solids samples shall be collected at, at least one site during two wet weather events and one dry weather event each year. The first large storm event of the season shall be included as one of the wet weather monitoring events. Water samples and total suspended solid samples shall be analyzed for metals, DDT, PCBs, and PAHs. Sampling shall be designed to collect sufficient volumes of suspended solids to allow for analysis of the listed pollutants in the bulk sediment.

General water chemistry (temperature, dissolved oxygen, pH, and electrical conductivity) and a flow measurement shall be required at each sampling event. General chemistry measurements may be taken in the laboratory immediately following sample collection if auto samplers are used for sample collection or if weather conditions are unsuitable for field measurements.

ii. **Sediment Monitoring.** For sediment chemistry, sediment samples shall be collected at, at least one site every two years for analysis of general sediment quality constituents and the full chemical suite as specified in the State Water

T
E
N
T
A
T
I
V
E

Quality Control Plan for Enclosed Bays and Estuaries-Part 1 Sediment Quality (SQO Part 1). All samples shall be collected in accordance with Surface Water Ambient Monitoring Program (SWAMP) protocols.

iii. **Quality Assurance Project Plan:** The Quality Assurance Project Plan (QAPP) shall describe the project objectives and organization, functional activities, and quality assurance/quality control protocols for the water and sediment monitoring. The QAPP shall include protocols for sample collection, standard analytical procedures, and laboratory certification. All samples shall be collected in accordance with SWAMP protocols. The details of the Harbor Toxics TMDL Water and Sediment Monitoring Plan including sampling locations and all methods shall be specified in the Monitoring Plans to be approved by the Executive Officer.

3. **Best Management Practices and Storm Water Pollution Prevention**

a. **Storm Water Pollution Prevention Plan**

The Discharger shall submit, **within 90 days** of the effective date of this Order, an updated **Storm Water Pollution Prevention Plan (SWPPP)** that describes site-specific best management practices for minimizing contamination of storm water runoff and for preventing contaminated storm water runoff and trash from being discharged directly to waters of the State. The SWPPP shall be developed in accordance with the requirements in Attachment G. As part of the SWPPP update, the Discharger shall include procedures that the Discharger will be undertaking in anticipation of a storm event to (1) clear out all the existing content within each clarifier before a storm event; (2) clean each of the clarifiers before storm water is collected in the clarifiers; and (3) prohibit the discharge of wastewater into the clarifiers until discharges of storm water through Discharge Points 001 and 002 have ceased. These procedures shall ensure that at no time will process wastewaters be commingled with storm water and be discharged through Discharge Points 001 and 002. In addition, the SWPPP shall also address and detail best management practices (storm water control procedures) that the Discharger will implement to prohibit the discharge of trash from the Facility through Discharge Points 001 and 002.

The SWPPP shall cover all areas of the Facility and shall include an updated drainage map for the Facility. The Discharger shall identify on a map of appropriate scale the areas that contribute runoff to the permitted discharge point; describe the activities in each area and the potential for contamination of storm water runoff and the discharge of trash or hazardous waste/material; and address the feasibility of containment and/or treatment of storm water.

The Discharger shall implement the SWPPP within 10 days of the approval by the Executive Officer or no later than 90 days after submission to the Regional Water Board, whichever comes first. The plan shall be reviewed and submitted annually. Updated information shall be submitted within 30 days of revision.

4. **Construction, Operation and Maintenance Specifications**

The Discharger shall at all times properly operate and maintain all facilities and systems installed or used to achieve compliance with this order.

5. **Other Special Provisions – Not Applicable**

6. **Compliance Schedules – Not Applicable**

T
E
N
T
A
T
I
V
E

VIII. COMPLIANCE DETERMINATION

Compliance with the effluent limitations contained in section IV of this Order will be determined as specified below:

A. Single Constituent Effluent Limitation.

If the concentration of the pollutant in the monitoring sample is greater than the effluent limitation and greater than or equal to the reported Minimum Level (see Reporting Requirement I.G. of the MRP), then the Discharger is out of compliance.

B. Effluent Limitations Expressed as a Sum of Several Constituents.

If the sum of the individual pollutant concentrations is greater than the effluent limitation, then the Discharger is out of compliance. In calculating the sum of the concentrations of a group of pollutants, consider constituents reported as ND or DNQ to have concentrations equal to zero, provided that the applicable ML is used.

C. Effluent Limitations Expressed as a Median.

In determining compliance with a median limitation, the analytical results in a set of data will be arranged in order of magnitude (either increasing or decreasing order); and

1. If the number of measurements (n) is odd, then the median will be calculated as = $X_{(n+1)/2}$, or
2. If the number of measurements (n) is even, then the median will be calculated as = $[X_{n/2} + X_{(n/2)+1}]/2$, i.e. the midpoint between the n/2 and n/2+1 data points.

D. Multiple Sample Data.

When determining compliance with an AMEL or MDEL for priority pollutants and more than one sample result is available, the Discharger shall compute the arithmetic mean unless the data set contains one or more reported determinations of "Detected, but Not Quantified" (DNQ) or "Not Detected" (ND). In those cases, the Discharger shall compute the median in place of the arithmetic mean in accordance with the following procedure:

1. The data set shall be ranked from low to high, ranking the reported ND determinations lowest, DNQ determinations next, followed by quantified values (if any). The order of the individual ND or DNQ determinations is unimportant.
2. The median value of the data set shall be determined. If the data set has an odd number of data points, then the median is the middle value. If the data set has an even number of data points, then the median is the average of the two values around the middle unless one or both of the points are ND or DNQ, in which case the median value shall be the lower of the two data points where DNQ is lower than a value and ND is lower than DNQ.

E. Average Monthly Effluent Limitation (AMEL).

If the average (or when applicable, the median determined by subsection 2 above for multiple sample data) of daily discharges over a calendar month exceeds the AMEL for a given parameter, this will represent a single violation; though the Discharger will be considered out of compliance for each day of that month for that parameter (e.g., resulting in 31 days of non-compliance in a 31-day month). If only a single sample is taken during the calendar month and the analytical result for that sample exceeds the AMEL, the Discharger will be considered out of compliance for that calendar month. For any one calendar month during which no sample (daily discharge) is taken, no compliance determination can be made for that calendar month.

T
E
N
T
A
T
I
V
E

In determining compliance with the AMEL, the following provisions shall also apply to all constituents:

1. If the analytical result of a single sample, monitored monthly, quarterly, semiannually, or annually, does not exceed the AMEL for that constituent, the Discharger has demonstrated compliance with the AMEL for that month;
2. If the analytical result of a single sample monitored monthly, quarterly, semiannually, or annually, exceeds the AMEL for any constituent, the Discharger shall collect four additional samples at approximately equal intervals during the month. All five analytical results shall be reported in the monitoring report for that month, or 45 days after results for the additional samples were received, whichever is later.

When all sample results are greater than or equal to the reported Minimum Level (see Reporting Requirement I.G. of the MRP), the numerical average of the analytical results of these five samples will be used for compliance determination.

When one or more sample results are reported as "Not-Detected (ND)" or "Detected, but Not Quantified (DNQ)" (see Reporting Requirement I.G. of the MRP), the median value of these four samples shall be used for compliance determination. If one or both of the middle values is ND or DNQ, the median shall be the lower of the two middle values.

3. In the event of noncompliance with an AMEL, the sampling frequency for that constituent shall be increased to weekly and shall continue at this level until compliance with the AMEL has been demonstrated.
4. If only one sample was obtained for the month or more than a monthly period and the result exceeds the AMEL; then the Discharger is in violation of the AMEL.

F. Maximum Daily Effluent Limitation (MDEL).

If a daily discharge exceeds the MDEL for a given parameter, an alleged violation will be flagged and the discharger will be considered out of compliance for that parameter for that 1 day only within the reporting period. For any 1 day during which no sample is taken, no compliance determination can be made for that day.

G. Instantaneous Minimum Effluent Limitation.

If the analytical result of a single grab sample is lower than the instantaneous minimum effluent limitation for a parameter, a violation will be flagged and the discharger will be considered out of compliance for that parameter for that single sample. Non-compliance for each sample will be considered separately (e.g., the results of two grab samples taken within a calendar day that both are lower than the instantaneous minimum effluent limitation would result in two instances of non-compliance with the instantaneous minimum effluent limitation).

H. Instantaneous Maximum Effluent Limitation.

If the analytical result of a single grab sample is higher than the instantaneous maximum effluent limitation for a parameter, a violation will be flagged and the discharger will be considered out of compliance for that parameter for that single sample. Non-compliance for each sample will be considered separately (e.g., the results of two grab samples taken within a calendar day that both exceed the instantaneous maximum effluent limitation would result in two instances of non-compliance with the instantaneous maximum effluent limitation.)

T
E
N
T
A
T
I
V
E

I. Chronic Toxicity.

The discharge is subject to determination of “Pass” or “Fail” and “Percent Effect” from a single-effluent concentration chronic toxicity test at the discharge IWC using the Test of Significant Toxicity (TST) statistical approach described in National Pollutant Discharge Elimination System Test of Significant Toxicity Implementation Document (EPA 833-R-10-003, 2010), Appendix A, Figure A-1, and Table A-1. The null hypothesis (Ho) for the TST approach is: Mean discharge IWC response $\leq 0.75 \times$ Mean control response. A test result that rejects this null hypothesis is reported as “Pass”. A test result that does not reject this null hypothesis is reported as “Fail”. The relative “Percent Effect” at the discharge IWC is defined and reported as $((\text{Mean control response} - \text{Mean discharge IWC response}) / \text{Mean control response}) \times 100$.

The Maximum Daily Effluent Limitation (MDEL) for chronic toxicity is exceeded and a violation will be flagged when a chronic toxicity test, analyzed using the TST statistical approach, results in “Fail” and the “Percent Effect” is ≥ 0.50 .

J. Mass and Concentration Limitations.

Compliance with mass effluent limitations and concentration effluent limitations for the same parameter shall be determined separately. When the concentration for a parameter in a sample is reported as ND or DNQ, the corresponding mass emission rate determined using that sample concentration shall also be reported as ND or DNQ.

K. Bacterial Standards and Analyses.

The geometric mean used for determining compliance with bacterial standards is calculated using the following equation:

$$\text{Geometric Mean} = (C_1 \times C_2 \times \dots \times C_n)^{1/n}$$

where n is the number of days samples were collected during the period and C is the concentration of bacteria (MPN/100 mL or CFU/100 mL) found on each day of sampling. For bacterial analyses, sample dilutions should be performed so the expected range of values is bracketed (for example, with multiple tube fermentation method or membrane filtration method, 2 to 16,000 per 100 ml for total and fecal coliform, at a minimum, and 1 to 1000 per 100 ml for *Enterococcus*). The detection method used for each analysis shall be reported with the results of the analysis.

Detection methods used for coliforms (total, fecal, and *E. coli*) and *Enterococcus* shall be those presented in Table 1A of 40 C.F.R. part 136 (revised May 18, 2012), unless alternate methods have been approved by U.S. EPA pursuant to 40 C.F.R. part 136 or improved methods have been determined by the Executive Officer and/or U.S. EPA.

T
E
N
T
A
T
I
V
E

ATTACHMENT A – DEFINITIONS

Arithmetic Mean (μ)

Also called the average, is the sum of measured values divided by the number of samples. For ambient water concentrations, the arithmetic mean is calculated as follows:

Arithmetic mean = $\mu = \Sigma x / n$ where: Σx is the sum of the measured ambient water concentrations, and n is the number of samples.

Average Monthly Effluent Limitation (AMEL)

The highest allowable average of daily discharges over a calendar month, calculated as the sum of all daily discharges measured during a calendar month divided by the number of daily discharges measured during that month.

Average Weekly Effluent Limitation (AWEL)

The highest allowable average of daily discharges over a calendar week (Sunday through Saturday), calculated as the sum of all daily discharges measured during a calendar week divided by the number of daily discharges measured during that week.

Bioaccumulative

Those substances taken up by an organism from its surrounding medium through gill membranes, epithelial tissue, or from food and subsequently concentrated and retained in the body of the organism.

Carcinogenic

Pollutants are substances that are known to cause cancer in living organisms.

Coefficient of Variation (CV)

CV is a measure of the data variability and is calculated as the estimated standard deviation divided by the arithmetic mean of the observed values.

Daily Discharge

Daily Discharge is defined as either: (1) the total mass of the constituent discharged over the calendar day (12:00 am through 11:59 pm) or any 24-hour period that reasonably represents a calendar day for purposes of sampling (as specified in the permit), for a constituent with limitations expressed in units of mass or; (2) the unweighted arithmetic mean measurement of the constituent over the day for a constituent with limitations expressed in other units of measurement (e.g., concentration).

The daily discharge may be determined by the analytical results of a composite sample taken over the course of one day (a calendar day or other 24-hour period defined as a day) or by the arithmetic mean of analytical results from one or more grab samples taken over the course of the day.

For composite sampling, if 1 day is defined as a 24-hour period other than a calendar day, the analytical result for the 24-hour period will be considered as the result for the calendar day in which the 24-hour period ends.

Detected, but Not Quantified (DNQ)

DNQ are those sample results less than the RL, but greater than or equal to the laboratory's MDL. Sample results reported as DNQ are estimated concentrations.

Dilution Credit

Dilution Credit is the amount of dilution granted to a discharge in the calculation of a water quality-based effluent limitation, based on the allowance of a specified mixing zone. It is calculated from the

T
E
N
T
A
T
I
V
E

dilution ratio or determined through conducting a mixing zone study or modeling of the discharge and receiving water.

Dry Weather Event

Any day when the maximum daily flow of the San Gabriel River is less than 260 cubic feet per second (cfs) as measured at USGS station 11087020, located at the bottom of Reach 3 just above the Whittier Narrows Dam.

Effluent Concentration Allowance (ECA)

ECA is a value derived from the water quality criterion/objective, dilution credit, and ambient background concentration that is used, in conjunction with the coefficient of variation for the effluent monitoring data, to calculate a long-term average (LTA) discharge concentration. The ECA has the same meaning as wasteload allocation (WLA) as used in U.S. EPA guidance (Technical Support Document For Water Quality-based Toxics Control, March 1991, second printing, EPA/505/2-90-001).

Enclosed Bays

Enclosed Bays means indentations along the coast that enclose an area of oceanic water within distinct headlands or harbor works. Enclosed bays include all bays where the narrowest distance between the headlands or outermost harbor works is less than 75 percent of the greatest dimension of the enclosed portion of the bay. Enclosed bays include, but are not limited to, Humboldt Bay, Bodega Harbor, Tomales Bay, Drake’s Estero, San Francisco Bay, Morro Bay, Los Angeles-Long Beach Harbor, Upper and Lower Newport Bay, Mission Bay, and San Diego Bay. Enclosed bays do not include inland surface waters or ocean waters.

Estimated Chemical Concentration

The estimated chemical concentration that results from the confirmed detection of the substance by the analytical method below the ML value.

Estuaries

Estuaries means waters, including coastal lagoons, located at the mouths of streams that serve as areas of mixing for fresh and ocean waters. Coastal lagoons and mouths of streams that are temporarily separated from the ocean by sandbars shall be considered estuaries. Estuarine waters shall be considered to extend from a bay or the open ocean to a point upstream where there is no significant mixing of fresh water and seawater. Estuarine waters included, but are not limited to, the Sacramento-San Joaquin Delta, as defined in Water Code section 12220, Suisun Bay, Carquinez Strait downstream to the Carquinez Bridge, and appropriate areas of the Smith, Mad, Eel, Noyo, Russian, Klamath, San Diego, and Otay rivers. Estuaries do not include inland surface waters or ocean waters.

Existing Discharger

Any Discharger that is not a new discharger. An existing discharger includes an “increasing discharger” (i.e., any existing facility with treatment systems in places for its current discharge that is or will be expanding, upgrading, or modifying its permitted discharge after the effective date of this Order.)

Four-Day Average of Daily Maximum Flows

The average of daily maxima taken from the data set in four-day intervals.

Inland Surface Waters

All surface waters of the state that do not include the ocean, enclosed bays, or estuaries.

Instantaneous Maximum Effluent Limitation

The highest allowable value for any single grab sample or aliquot (i.e., each grab sample or aliquot is independently compared to the instantaneous maximum limitation).

T
E
N
T
A
T
I
V
E

Instantaneous Minimum Effluent Limitation

The lowest allowable value for any single grab sample or aliquot (i.e., each grab sample or aliquot is independently compared to the instantaneous minimum limitation).

Maximum Daily Effluent Limitation (MDEL)

The highest allowable daily discharge of a pollutant, over a calendar day (or 24-hour period). For pollutants with limitations expressed in units of mass, the daily discharge is calculated as the total mass of the pollutant discharged over the day. For pollutants with limitations expressed in other units of measurement, the daily discharge is calculated as the arithmetic mean measurement of the pollutant over the day.

Median

The middle measurement in a set of data. The median of a set of data is found by first arranging the measurements in order of magnitude (either increasing or decreasing order). If the number of measurements (n) is odd, then the median = $X_{(n+1)/2}$. If n is even, then the median = $(X_{n/2} + X_{(n/2)+1})/2$ (i.e., the midpoint between the n/2 and n/2+1).

Method Detection Limit (MDL)

MDL is the minimum concentration of a substance that can be measured and reported with 99 percent confidence that the analyte concentration is greater than zero, as defined in 40 C.F.R. part 136, Attachment B, revised as of July 3, 1999.

Minimum Level (ML)

ML is the concentration at which the entire analytical system must give a recognizable signal and acceptable calibration point. The ML is the concentration in a sample that is equivalent to the concentration of the lowest calibration standard analyzed by a specific analytical procedure, assuming that all the method specified sample weights, volumes, and processing steps have been followed.

Mixing Zone

Mixing Zone is a limited volume of receiving water that is allocated for mixing with a wastewater discharge where water quality criteria can be exceeded without causing adverse effects to the overall water body.

Not Detected (ND)

Sample results which are less than the laboratory's MDL.

Persistent Pollutants

Persistent pollutants are substances for which degradation or decomposition in the environment is nonexistent or very slow.

Pollutant Minimization Program (PMP)

PMP means waste minimization and pollution prevention actions that include, but are not limited to, product substitution, waste stream recycling, alternative waste management methods, and education of the public and businesses. The goal of the PMP shall be to reduce all potential sources of a priority pollutant(s) through pollutant minimization (control) strategies, including pollution prevention measures as appropriate, to maintain the effluent concentration at or below the water quality-based effluent limitation. Pollution prevention measures may be particularly appropriate for persistent bioaccumulative priority pollutants where there is evidence that beneficial uses are being impacted. The Regional Water Board may consider cost effectiveness when establishing the requirements of a PMP. The completion and implementation of a Pollution Prevention Plan, if required pursuant to Water Code section 13263.3(d), shall be considered to fulfill the PMP requirements.

T
E
N
T
A
T
I
V
E

Pollution Prevention

Pollution Prevention means any action that causes a net reduction in the use or generation of a hazardous substance or other pollutant that is discharged into water and includes, but is not limited to, input change, operational improvement, production process change, and product reformulation (as defined in Water Code section 13263.3). Pollution prevention does not include actions that merely shift a pollutant in wastewater from one environmental medium to another environmental medium, unless clear environmental benefits of such an approach are identified to the satisfaction of the State Water Resources Control Board (State Water Board) or Regional Water Board.

Reporting Level (RL)

The RL is the ML (and its associated analytical method) chosen by the Discharger for reporting and compliance determination from the ML's included in this Order, including an additional factor if applicable as discussed herein. The ML's included in this Order correspond to approved analytical methods for reporting a sample result that are selected by the Regional Water Board either from Appendix 4 of the SIP in accordance with section 2.4.2 of the SIP or established in accordance with section 2.4.3 of the SIP. The ML is based on the proper application of method-based analytical procedures for sample preparation and the absence of any matrix interferences. Other factors may be applied to the ML depending on the specific sample preparation steps employed. For example, the treatment typically applied in cases where there are matrix-effects is to dilute the sample or sample aliquot by a factor of ten. In such cases, this additional factor must be applied to the ML in the computation of the RL.

Significant Storm Event

A continuous discharge of storm water for a minimum of one hour, or the intermittent discharge of storm water for a minimum of 3 hours in a 12-hour period.

Source of Drinking Water

Any water designated as municipal or domestic supply (MUN) in a Regional Water Board Basin Plan.

Standard Deviation (σ)

Standard Deviation is a measure of variability that is calculated as follows:

$$\sigma = (\sum[(x - \mu)^2]/(n - 1))^{0.5}$$

where:

x is the observed value;

μ is the arithmetic mean of the observed values; and

n is the number of samples.

Toxicity Reduction Evaluation (TRE)

TRE is a study conducted in a step-wise process designed to identify the causative agents of effluent or ambient toxicity, isolate the sources of toxicity, evaluate the effectiveness of toxicity control options, and then confirm the reduction in toxicity. The first steps of the TRE consist of the collection of data relevant to the toxicity, including additional toxicity testing, and an evaluation of facility operations and maintenance practices, and best management practices. A Toxicity Identification Evaluation (TIE) may be required as part of the TRE, if appropriate. (A TIE is a set of procedures to identify the specific chemical(s) responsible for toxicity. These procedures are performed in three phases (characterization, identification, and confirmation) using aquatic organism toxicity tests.)

Trash

All improperly discarded solid material from any production, manufacturing, or processing operation including, but not limited to, products, product packaging, or containers constructed of plastic, steel, aluminum, glass, paper, or other synthetic or natural material.

T
E
N
T
A
T
I
V
E

Wet Weather Event

Any day when the maximum daily flow of the San Gabriel River is greater than or equal to 260 cubic feet per second (cfs) as measured at USGS station 11087020, located at the bottom of Reach 3 just above the Whittier Narrows Dam.

**T
E
N
T
A
T
I
V
E**

ACRONYMS AND ABBREVIATIONS

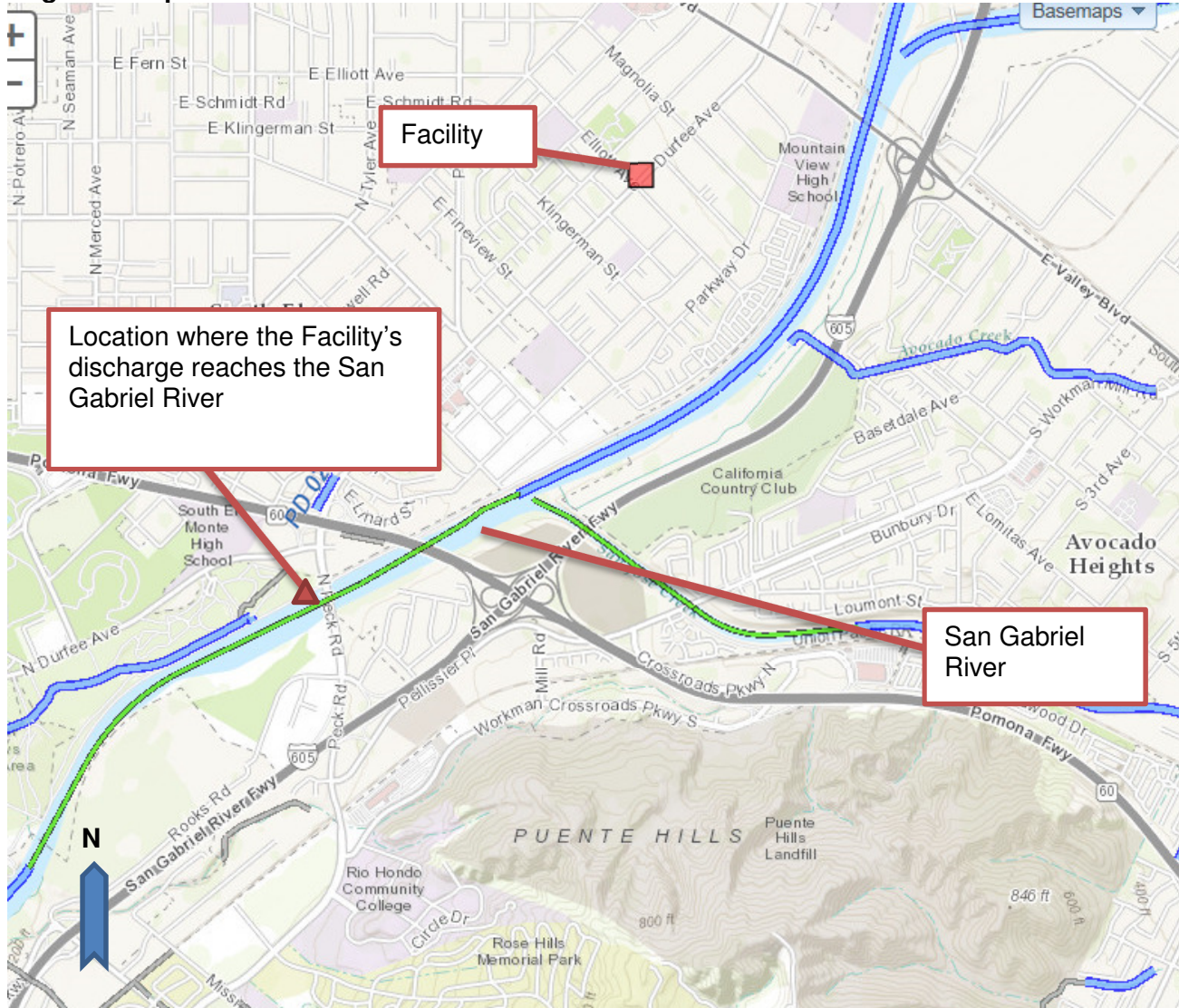
AMEL.....	Average Monthly Effluent Limitation
B.....	Background Concentration
BAT.....	Best Available Technology Economically Achievable
Basin Plan	Water Quality Control Plan for the Coastal Watersheds of Los Angeles and Ventura Counties
BCT	Best Conventional Pollutant Control Technology
BMP.....	Best Management Practices
BMPP	Best Management Practices Plan
BPJ	Best Professional Judgment
BOD.....	Biochemical Oxygen Demand 5-day @ 20 °C
BPT	Best Practicable Treatment Control Technology
C.....	Water Quality Objective
CCR	California Code of Regulations
CEQA	California Environmental Quality Act
C.F.R.....	Code of Federal Regulations
CTR.....	California Toxics Rule
CV	Coefficient of Variation
CWA.....	Clean Water Act
CWC	California Water Code
Discharger	Royal Catering Company
DMR	Discharge Monitoring Report
DNQ	Detected But Not Quantified
ELAP	State Water Resources Control Board, Drinking Water Division, Environmental Laboratory Accreditation Program
ELG	Effluent Limitations, Guidelines, and Standards
Facility	Royal Catering
g/kg.....	grams per kilogram
gpd	gallons per day
IC.....	Inhibition Coefficient
IC ₁₅	Concentration at which the organism is 15% inhibited
IC ₂₅	Concentration at which the organism is 25% inhibited
IC ₄₀	Concentration at which the organism is 40% inhibited
IC ₅₀	Concentration at which the organism is 50% inhibited
LA.....	Load Allocations
LOEC.....	Lowest Observed Effect Concentration
µg/L.....	micrograms per Liter
LACDPW	County of Los Angeles, Department of Public Works
mg/L	milligrams per Liter
MDEL	Maximum Daily Effluent Limitation
MEC	Maximum Effluent Concentration
MGD	Million Gallons per Day
ML	Minimum Level
MMEL	Monthly Median Effluent Limitation
MRP	Monitoring and Reporting Program
ND	Not Detected
ng/L	nanograms per liter
NOEC.....	No Observable Effect Concentration
NPDES	National Pollutant Discharge Elimination System
NSPS.....	New Source Performance Standards

**T
E
N
T
A
T
I
V
E**

NTR.....	National Toxics Rule	
OAL.....	Office of Administrative Law	
PAHs.....	Polynuclear Aromatic Hydrocarbons	
pg/L.....	picograms per liter	
PMEL.....	Proposed Maximum Daily Effluent Limitation	
PMP.....	Pollutant Minimization Plan	
POTW.....	Publicly Owned Treatment Works	
ppm.....	parts per million	
ppb.....	parts per billion	
QA.....	Quality Assurance	
QA/QC.....	Quality Assurance/Quality Control	
Ocean Plan.....	Water Quality Control Plan for Ocean Waters of California	T
Regional Water Board.....	California Regional Water Quality Control Board, Los Angeles Region	E
RPA.....	Reasonable Potential Analysis	
SCP.....	Spill Contingency Plan	N
Sediment Quality Plan.....	<i>Water Quality Control Plan for Enclosed Bays and Estuaries – Part 1 Sediment Quality</i>	T
SIP.....	State Implementation Policy (Policy for Implementation of Toxics Standards for Inland Surface Waters, Enclosed Bays, and Estuaries of California)	A
SMR.....	Self-Monitoring Reports	T
State Water Board.....	California State Water Resources Control Board	
SWPPP.....	Storm Water Pollution Prevention Plan	
TAC.....	Test Acceptability Criteria	T
TBEL.....	Technology-Based Effluent Limitation	I
Thermal Plan.....	Water Quality Control Plan for Control of Temperature in the Coastal and Interstate Water and Enclosed Bays and Estuaries of California	V
TIE.....	Toxicity Identification Evaluation	
TMDL.....	Total Maximum Daily Load	
TOC.....	Total Organic Carbon	
TRE.....	Toxicity Reduction Evaluation	
TSD.....	Technical Support Document	
TSS.....	Total Suspended Solid	
TST.....	Test of Significant Toxicity Statistical Approach	
TU _c	Chronic Toxicity Unit	
U.S. EPA.....	United States Environmental Protection Agency	E
WDR.....	Waste Discharge Requirements	
WET.....	Whole Effluent Toxicity	
WLA.....	Waste Load Allocations	
WQBELs.....	Water Quality-Based Effluent Limitations	
WQS.....	Water Quality Standards	
%.....	Percent	

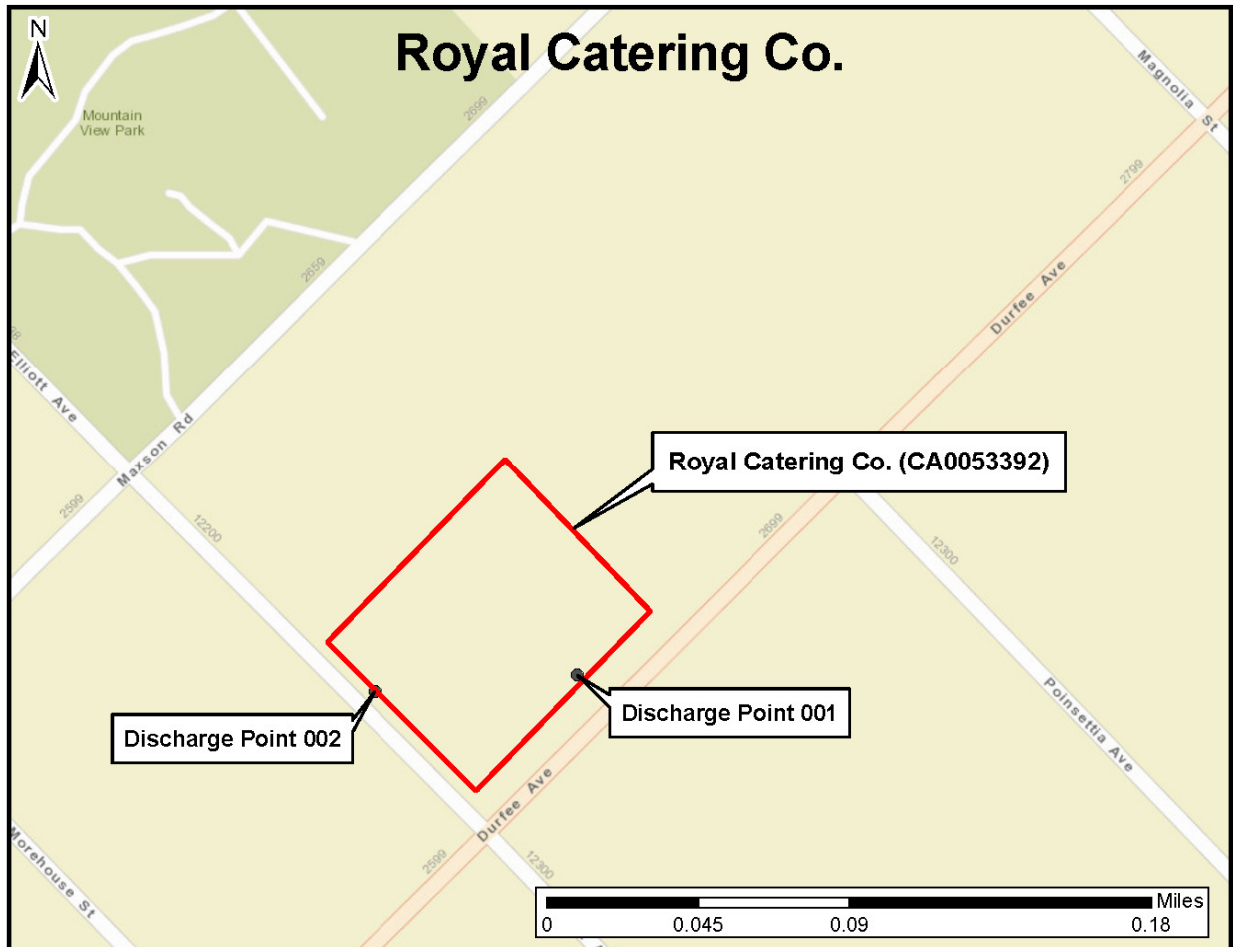
ATTACHMENT B – MAPS

Regional Map



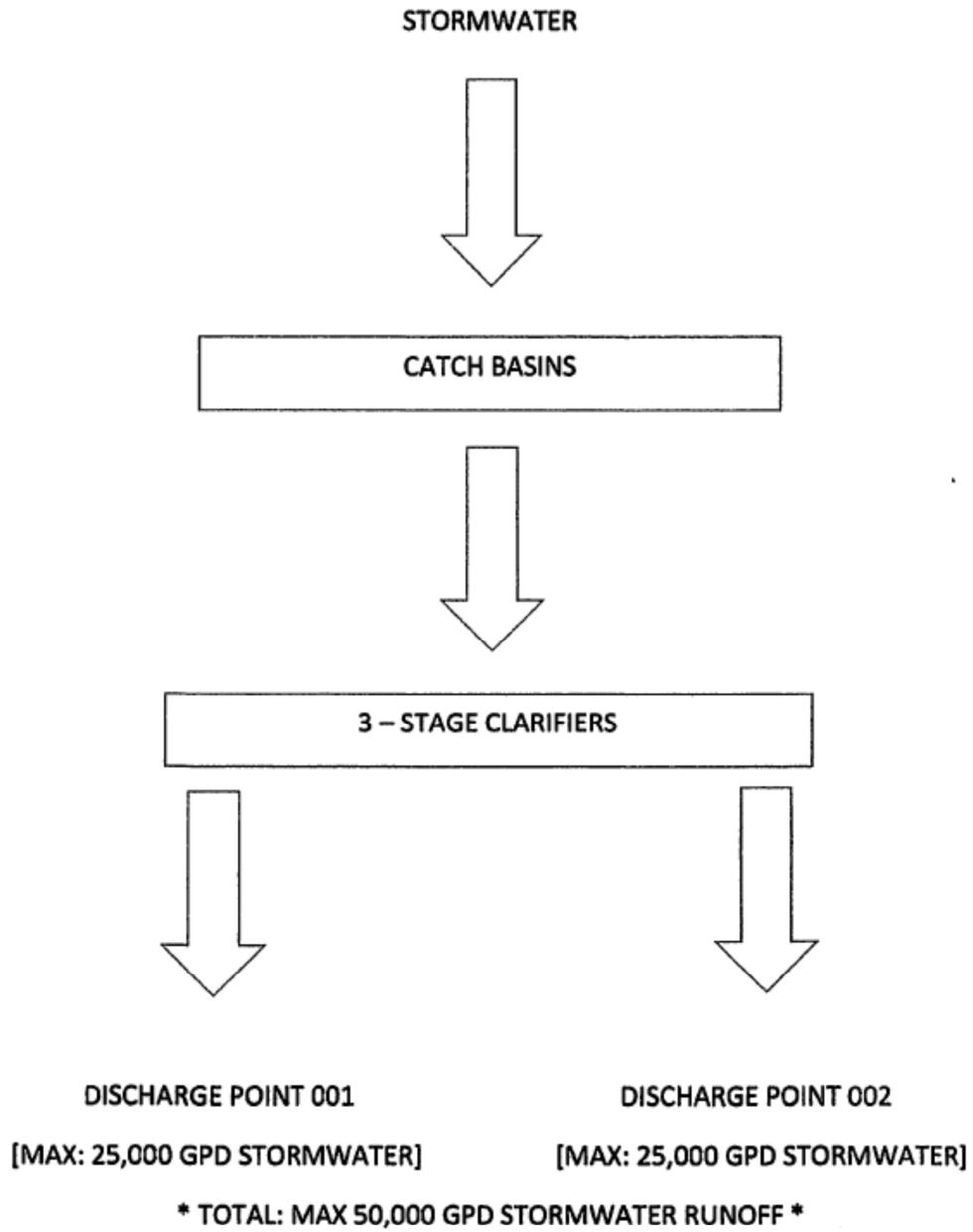
T
E
N
T
A
T
I
V
E

Site Map



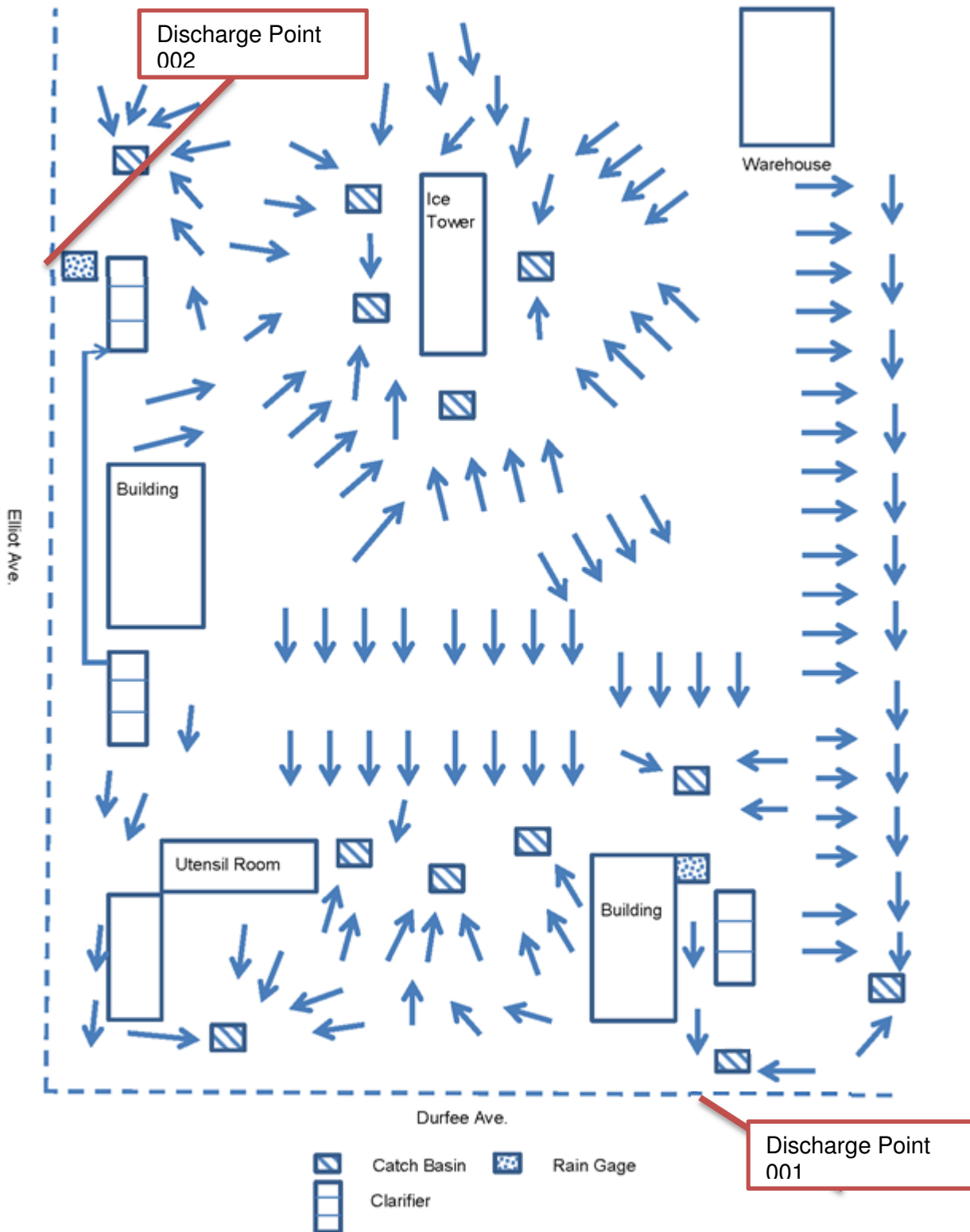
T
E
N
T
A
T
I
V
E

ATTACHMENT C-1 – FLOW SCHEMATIC



**T
E
N
T
A
T
I
V
E**

ATTACHMENT C-2 – SITE DRAINAGE MAP



T
E
N
T
A
T
I
V
E

ATTACHMENT D – STANDARD PROVISIONS

I. STANDARD PROVISIONS – PERMIT COMPLIANCE

A. Duty to Comply

1. The Discharger must comply with all of the terms, requirements, and conditions of this Order. Any noncompliance constitutes a violation of the Clean Water Act (CWA) and the California Water Code and is grounds for enforcement action; permit termination, revocation and reissuance, or modification; denial of a permit renewal application; or a combination thereof. (40 C.F.R. § 122.41(a); Wat. Code, §§ 13261, 13263, 13265, 13268, 13000, 13001, 13304, 13350, 13385.)
2. The Discharger shall comply with effluent standards or prohibitions established under section 307(a) of the CWA for toxic pollutants and with standards for sewage sludge use or disposal established under section 405(d) of the CWA within the time provided in the regulations that establish these standards or prohibitions, even if this Order has not yet been modified to incorporate the requirement. (40 C.F.R. § 122.41(a)(1).)

B. Need to Halt or Reduce Activity Not a Defense

It shall not be a defense for a Discharger in an enforcement action that it would have been necessary to halt or reduce the permitted activity in order to maintain compliance with the conditions of this Order. (40 C.F.R. § 122.41(c).)

C. Duty to Mitigate

The Discharger shall take all reasonable steps to minimize or prevent any discharge or sludge use or disposal in violation of this Order that has a reasonable likelihood of adversely affecting human health or the environment. (40 C.F.R. § 122.41(d).)

D. Proper Operation and Maintenance

The Discharger shall at all times properly operate and maintain all facilities and systems of treatment and control (and related appurtenances) which are installed or used by the Discharger to achieve compliance with the conditions of this Order. Proper operation and maintenance also includes adequate laboratory controls and appropriate quality assurance procedures. This provision requires the operation of backup or auxiliary facilities or similar systems that are installed by a Discharger only when necessary to achieve compliance with the conditions of this Order. (40 C.F.R. § 122.41(e).)

E. Property Rights

1. This Order does not convey any property rights of any sort or any exclusive privileges. (40 C.F.R. § 122.41(g).)
2. The issuance of this Order does not authorize any injury to persons or property or invasion of other private rights, or any infringement of state or local law or regulations. (40 C.F.R. § 122.5(c).)

F. Inspection and Entry

The Discharger shall allow the Regional Water Board, State Water Board, U.S. EPA, and/or their authorized representatives (including an authorized contractor acting as their representative), upon the presentation of credentials and other documents, as may be required by law, to (33 U.S.C. § 1318(a)(4)(B); 40 C.F.R. § 122.41(i); Wat. Code, §§ 13267, 13383):

T
E
N
T
A
T
I
V
E

1. Enter upon the Discharger's premises where a regulated facility or activity is located or conducted, or where records are kept under the conditions of this Order (33 U.S.C. § 1318(a)(4)(B)(i); 40 C.F.R. § 122.41(i)(1); Wat. Code, §§ 13267, 13383);
2. Have access to and copy, at reasonable times, any records that must be kept under the conditions of this Order (33 U.S.C. § 1318(a)(4)(B)(ii); 40 C.F.R. § 122.41(i)(2); Wat. Code, §§ 13267, 13383);
3. Inspect and photograph, at reasonable times, any facilities, equipment (including monitoring and control equipment), practices, or operations regulated or required under this Order (33 U.S.C. § 1318(a)(4)(B)(ii); 40 C.F.R. § 122.41(i)(3); Wat. Code, §§ 13267, 13383); and
4. Sample or monitor, at reasonable times, for the purposes of assuring Order compliance or as otherwise authorized by the CWA or the Water Code, any substances or parameters at any location. (33 U.S.C. § 1318(a)(4)(B); 40 C.F.R. § 122.41(i)(4); Wat. Code, §§ 13267, 13383.)

G. Bypass

1. Definitions
 - a. "Bypass" means the intentional diversion of waste streams from any portion of a treatment facility. (40 C.F.R. § 122.41(m)(1)(i).)
 - b. "Severe property damage" means substantial physical damage to property, damage to the treatment facilities, which causes them to become inoperable, or substantial and permanent loss of natural resources that can reasonably be expected to occur in the absence of a bypass. Severe property damage does not mean economic loss caused by delays in production. (40 C.F.R. § 122.41(m)(1)(ii).)
2. Bypass not exceeding limitations. The Discharger may allow any bypass to occur which does not cause exceedances of effluent limitations, but only if it is for essential maintenance to assure efficient operation. These bypasses are not subject to the provisions listed in Standard Provisions – Permit Compliance I.G.3, I.G.4, and I.G.5 below. (40 C.F.R. § 122.41(m)(2).)
3. Prohibition of bypass. Bypass is prohibited, and the Regional Water Board may take enforcement action against a Discharger for bypass, unless (40 C.F.R. § 122.41(m)(4)(i)):
 - a. Bypass was unavoidable to prevent loss of life, personal injury, or severe property damage (40 C.F.R. § 122.41(m)(4)(i)(A));
 - b. There were no feasible alternatives to the bypass, such as the use of auxiliary treatment facilities, retention of untreated wastes, or maintenance during normal periods of equipment downtime. This condition is not satisfied if adequate back-up equipment should have been installed in the exercise of reasonable engineering judgment to prevent a bypass that occurred during normal periods of equipment downtime or preventive maintenance (40 C.F.R. § 122.41(m)(4)(i)(B)); and
 - c. The Discharger submitted notice to the Regional Water Board as required under Standard Provisions – Permit Compliance I.G.5 below. (40 C.F.R. § 122.41(m)(4)(i)(C).)
4. The Regional Water Board may approve an anticipated bypass, after considering its adverse effects, if the Regional Water Board determines that it will meet the three conditions listed in Standard Provisions – Permit Compliance I.G.3 above. (40 C.F.R. § 122.41(m)(4)(ii).)

T
E
N
T
A
T
I
V
E

5. Notice

- a. Anticipated bypass. If the Discharger knows in advance of the need for a bypass, it shall submit prior notice, if possible at least 10 days before the date of the bypass. The notice shall be sent to the Regional Water Board. As of December 21, 2020, all notices must be submitted electronically to the initial recipient defined in Standard Provisions – Reporting V.J below. Notices shall comply with 40 C.F.R. part 3, 40 C.F.R. section 122.22, and 40 C.F.R. part 127. (40 C.F.R. § 122.41(m)(3)(i).)
- b. Unanticipated bypass. The Discharger shall submit a notice of an unanticipated bypass as required in Standard Provisions - Reporting V.E below (24-hour notice). The notice shall be sent to the Regional Water Board. As of December 21, 2020, all notices must be submitted electronically to the initial recipient defined in Standard Provisions – Reporting V.J below. Notices shall comply with 40 C.F.R. part 3, 40 C.F.R. section 122.22, and 40 C.F.R. part 127. (40 C.F.R. § 122.41(m)(3)(ii).)

H. Upset

Upset means an exceptional incident in which there is unintentional and temporary noncompliance with technology based permit effluent limitations because of factors beyond the reasonable control of the Discharger. An upset does not include noncompliance to the extent caused by operational error, improperly designed treatment facilities, inadequate treatment facilities, lack of preventive maintenance, or careless or improper operation. (40 C.F.R. § 122.41(n)(1).)

- 1. Effect of an upset. An upset constitutes an affirmative defense to an action brought for noncompliance with such technology based permit effluent limitations if the requirements of Standard Provisions – Permit Compliance I.H.2 below are met. No determination made during administrative review of claims that noncompliance was caused by upset, and before an action for noncompliance, is final administrative action subject to judicial review. (40 C.F.R. § 122.41(n)(2))
- 2. Conditions necessary for a demonstration of upset. A Discharger who wishes to establish the affirmative defense of upset shall demonstrate, through properly signed, contemporaneous operating logs or other relevant evidence that (40 C.F.R. § 122.41(n)(3)):
 - a. An upset occurred and that the Discharger can identify the cause(s) of the upset (40 C.F.R. § 122.41(n)(3)(i));
 - b. The permitted facility was, at the time, being properly operated (40 C.F.R. § 122.41(n)(3)(ii));
 - c. The Discharger submitted notice of the upset as required in Standard Provisions – Reporting V.E.2.b below (24-hour notice) (40 C.F.R. § 122.41(n)(3)(iii)); and
 - d. The Discharger complied with any remedial measures required under Standard Provisions – Permit Compliance I.C above. (40 C.F.R. § 122.41(n)(3)(iv).)
- 3. Burden of proof. In any enforcement proceeding, the Discharger seeking to establish the occurrence of an upset has the burden of proof. (40 C.F.R. § 122.41(n)(4).)

II. STANDARD PROVISIONS – PERMIT ACTION

A. General

This Order may be modified, revoked and reissued, or terminated for cause. The filing of a request by the Discharger for modification, revocation and reissuance, or termination, or a

T
E
N
T
A
T
I
V
E

notification of planned changes or anticipated noncompliance does not stay any Order condition. (40 C.F.R. § 122.41(f).)

B. Duty to Reapply

If the Discharger wishes to continue an activity regulated by this Order after the expiration date of this Order, the Discharger must apply for and obtain a new permit. (40 C.F.R. § 122.41(b).)

C. Transfers

This Order is not transferable to any person except after notice to the Regional Water Board. The Regional Water Board may require modification or revocation and reissuance of the Order to change the name of the Discharger and incorporate such other requirements as may be necessary under the CWA and the Water Code. (40 C.F.R. §§ 122.41(l)(3), 122.61.)

III. STANDARD PROVISIONS – MONITORING

A. Samples and measurements taken for the purpose of monitoring shall be representative of the monitored activity. (40 C.F.R. § 122.41(j)(1).)

B. Monitoring must be conducted according to test procedures approved under 40 C.F.R. part 136 for the analyses of pollutants unless another method is required under 40 C.F.R. chapter 1, subchapters N or O. Monitoring must be conducted according to sufficiently sensitive test methods approved under 40 C.F.R. part 136 for the analysis of pollutants or pollutant parameters or as required under 40 C.F.R. chapter 1, subchapter N or O. For the purposes of this paragraph, a method is sufficiently sensitive when:

1. The method minimum level (ML) is at or below the level of the most stringent effluent limitation established in the permit for the measured pollutant or pollutant parameter, and either the method ML is at or below the level of the most stringent applicable water quality criterion for the measured pollutant or pollutant parameter or the method ML is above the applicable water quality criterion but the amount of the pollutant or pollutant parameter in the facility's discharge is high enough that the method detects and quantifies the level of the pollutant or pollutant parameter in the discharge; or
2. The method has the lowest ML of the analytical methods approved under 40 C.F.R. part 136 or required under 40 C.F.R. chapter 1, subchapter N or O for the measured pollutant or pollutant parameter.

In the case of pollutants or pollutant parameters for which there are no approved methods under 40 C.F.R. part 136 or otherwise required under 40 C.F.R. chapter 1, subchapters N or O, monitoring must be conducted according to a test procedure specified in this Order for such pollutants or pollutant parameters. (40 C.F.R. §§ 122.21(e)(3), 122.41(j)(4), 122.44(i)(1)(iv).)

IV. STANDARD PROVISIONS – RECORDS

A. Except for records of monitoring information required by this Order related to the Discharger's sewage sludge use and disposal activities, which shall be retained for a period of at least five years (or longer as required by 40 C.F.R. part 503), the Discharger shall retain records of all monitoring information, including all calibration and maintenance records and all original strip chart recordings for continuous monitoring instrumentation, copies of all reports required by this Order, and records of all data used to complete the application for this Order, for a period of at least three (3) years from the date of the sample, measurement, report or application. This period may be extended by request of the Regional Water Board Executive Officer at any time. (40 C.F.R. § 122.41(j)(2).)

B. Records of monitoring information shall include:

T
E
N
T
A
T
I
V
E

1. The date, exact place, and time of sampling or measurements (40 C.F.R. § 122.41(j)(3)(i));
 2. The individual(s) who performed the sampling or measurements (40 C.F.R. § 122.41(j)(3)(ii));
 3. The date(s) analyses were performed (40 C.F.R. § 122.41(j)(3)(iii));
 4. The individual(s) who performed the analyses (40 C.F.R. § 122.41(j)(3)(iv));
 5. The analytical techniques or methods used (40 C.F.R. § 122.41(j)(3)(v)); and
 6. The results of such analyses. (40 C.F.R. § 122.41(j)(3)(vi).)
- C. Claims of confidentiality for the following information will be denied (40 C.F.R. § 122.7(b)):
1. The name and address of any permit applicant or Discharger (40 C.F.R. § 122.7(b)(1)); and
 2. Permit applications and attachments, permits and effluent data. (40 C.F.R. § 122.7(b)(2).)

V. STANDARD PROVISIONS – REPORTING

A. Duty to Provide Information

The Discharger shall furnish to the Regional Water Board, State Water Board, or U.S. EPA within a reasonable time, any information which the Regional Water Board, State Water Board, or U.S. EPA may request to determine whether cause exists for modifying, revoking and reissuing, or terminating this Order or to determine compliance with this Order. Upon request, the Discharger shall also furnish to the Regional Water Board, State Water Board, or U.S. EPA copies of records required to be kept by this Order. (40 C.F.R. § 122.41(h); Wat. Code, §§ 13267, 13383.)

B. Signatory and Certification Requirements

1. All applications, reports, or information submitted to the Regional Water Board, State Water Board, and/or U.S. EPA shall be signed and certified in accordance with Standard Provisions – Reporting V.B.2, V.B.3, V.B.4, V.B.5, and V.B.6 below. (40 C.F.R. § 122.41(k).)
2. All permit applications shall be signed by a responsible corporate officer. For the purpose of this section, a responsible corporate officer means: (i) A president, secretary, treasurer, or vice-president of the corporation in charge of a principal business function, or any other person who performs similar policy- or decision-making functions for the corporation, or (ii) the manager of one or more manufacturing, production, or operating facilities, provided, the manager is authorized to make management decisions which govern the operation of the regulated facility including having the explicit or implicit duty of making major capital investment recommendations, and initiating and directing other comprehensive measures to assure long term environmental compliance with environmental laws and regulations; the manager can ensure that the necessary systems are established or actions taken to gather complete and accurate information for permit application requirements; and where authority to sign documents has been assigned or delegated to the manager in accordance with corporate procedures. (40 C.F.R. § 122.22(a)(1).)
3. All reports required by this Order and other information requested by the Regional Water Board, State Water Board, or U.S. EPA shall be signed by a person described in Standard Provisions – Reporting V.B.2 above, or by a duly authorized representative of that person. A person is a duly authorized representative only if:

T
E
N
T
A
T
I
V
E

- a. The authorization is made in writing by a person described in Standard Provisions – Reporting V.B.2 above (40 C.F.R. § 122.22(b)(1));
 - b. The authorization specifies either an individual or a position having responsibility for the overall operation of the regulated facility or activity such as the position of plant manager, operator of a well or a well field, superintendent, position of equivalent responsibility, or an individual or position having overall responsibility for environmental matters for the company. (A duly authorized representative may thus be either a named individual or any individual occupying a named position.) (40 C.F.R. § 122.22(b)(2)); and
 - c. The written authorization is submitted to the Regional Water Board and State Water Board. (40 C.F.R. § 122.22(b)(3).)
4. If an authorization under Standard Provisions – Reporting V.B.3 above is no longer accurate because a different individual or position has responsibility for the overall operation of the facility, a new authorization satisfying the requirements of Standard Provisions – Reporting V.B.3 above must be submitted to the Regional Water Board and State Water Board prior to or together with any reports, information, or applications, to be signed by an authorized representative. (40 C.F.R. § 122.22(c).)
 5. Any person signing a document under Standard Provisions – Reporting V.B.2 or V.B.3 above shall make the following certification:

“I certify under penalty of law that this document and all attachments were prepared under my direction or supervision in accordance with a system designed to assure that qualified personnel properly gather and evaluate the information submitted. Based on my inquiry of the person or persons who manage the system or those persons directly responsible for gathering the information, the information submitted is, to the best of my knowledge and belief, true, accurate, and complete. I am aware that there are significant penalties for submitting false information, including the possibility of fine and imprisonment for knowing violations.” (40 C.F.R. § 122.22(d).)
 6. If documents described in Standard Provisions – V.B.1, V.B.2, or V.B.3 are submitted electronically by or on behalf of the NPDES-regulated facility, any person providing the electronic signature for such documents shall meet all relevant requirements of Standard Provisions – Reporting V.B, and shall ensure that all of the relevant requirements of 40 C.F.R. part 3 (including, in all cases, subpart D of part 3) (Cross-Media Electronic Reporting) and 40 C.F.R. part 127 (NPDES Electronic Reporting Requirements) are met for that submission. (40 C.F.R. § 122.22(e).)

C. Monitoring Reports

1. Monitoring results shall be reported at the intervals specified in the Monitoring and Reporting Program (Attachment E) in this Order. (40 C.F.R. § 122.41(l)(4).)
2. Monitoring results must be reported on a Discharge Monitoring Report (DMR) form or forms provided or specified by the Regional Water Board or State Water Board for reporting the results of monitoring, sludge use, or disposal practices. As of December 21, 2016, all reports and forms must be submitted electronically to the initial recipient defined in Standard Provisions – Reporting V.J and comply with 40 C.F.R. part 3, 40 C.F.R. section 122.22, and 40 C.F.R. part 127. (40 C.F.R. § 122.41(l)(4)(i).)
3. If the Discharger monitors any pollutant more frequently than required by this Order using test procedures approved under 40 C.F.R. part 136, or another method required for an industry-specific waste stream under 40 C.F.R. chapter 1. subchapters N or O, the results of such monitoring shall be included in the calculation and reporting of the data

T
E
N
T
A
T
I
V
E

submitted in the DMR or sludge reporting form specified by the Regional Water Board. (40 C.F.R. § 122.41(l)(4)(ii).)

4. Calculations for all limitations, which require averaging of measurements, shall utilize an arithmetic mean unless otherwise specified in this Order. (40 C.F.R. § 122.41(l)(4)(iii).)

D. Compliance Schedules

Reports of compliance or noncompliance with, or any progress reports on, interim and final requirements contained in any compliance schedule of this Order, shall be submitted no later than 14 days following each schedule date. (40 C.F.R. § 122.41(l)(5).)

E. Twenty-Four Hour Reporting

1. The Discharger shall report any noncompliance which may endanger health or the environment. Any information shall be provided orally within 24 hours from the time the Discharger becomes aware of the circumstances. A report shall also be provided within five (5) days of the time the Discharger becomes aware of the circumstances. The report shall contain a description of the noncompliance and its cause; the period of noncompliance, including exact dates and times, and if the noncompliance has not been corrected, the anticipated time it is expected to continue; and steps taken or planned to reduce, eliminate, and prevent reoccurrence of the noncompliance.

For noncompliance events related to combined sewer overflows, sanitary sewer overflows, or bypass events, these reports must include the data described above (with the exception of time of discovery) as well as the type of event (i.e., combined sewer overflow, sanitary sewer overflow, or bypass event), type of overflow structure (e.g., manhole, combined sewer overflow outfall), discharge volume untreated by the treatment works treating domestic sewage, types of human health and environmental impacts of the event, and whether the noncompliance was related to wet weather.

As of December 21, 2020, all reports related to combined sewer overflows, sanitary sewer overflows, or bypass events must be submitted to the Regional Water Board and must be submitted electronically to the initial recipient defined in Standard Provisions – Reporting V.J. The reports shall comply with 40 C.F.R. part 3, 40 C.F.R. section 122.22, and 40 C.F.R. part 127. The Regional Water board may also require the Discharger to electronically submit reports not related to combined sewer overflows, sanitary sewer overflows, or bypass events under this section. (40 C.F.R. § 122.41(l)(6)(i).)

2. The following shall be included as information that must be reported within 24 hours:
 - a. Any unanticipated bypass that exceeds any effluent limitation in this Order. (40 C.F.R. § 122.41(l)(6)(ii)(A).)
 - b. Any upset that exceeds any effluent limitation in this Order. (40 C.F.R. § 122.41(l)(6)(ii)(B).)
3. The Regional Water Board may waive the above required written report on a case-by-case basis if an oral report has been received within 24 hours. (40 C.F.R. § 122.41(l)(6)(ii)(B).)

T
E
N
T
A
T
I
V
E

F. Planned Changes

The Discharger shall give notice to the Regional Water Board as soon as possible of any planned physical alterations or additions to the permitted facility. Notice is required under this provision only when (40 C.F.R. § 122.41(l)(1)):

1. The alteration or addition to a permitted facility may meet one of the criteria for determining whether a facility is a new source in section 122.29(b) (40 C.F.R. § 122.41(l)(1)(i)); or
2. The alteration or addition could significantly change the nature or increase the quantity of pollutants discharged. This notification applies to pollutants that are subject neither to effluent limitations in this Order nor to notification requirements under section 122.42(a)(1) (see Additional Provisions—Notification Levels VII.A.1). (40 C.F.R. § 122.41(l)(1)(ii).)
3. The alteration or addition results in a significant change in the Discharger's sludge use or disposal practices, and such alteration, addition, or change may justify the application of permit conditions that are different from or absent in the existing permit, including notification of additional use or disposal sites not reported during the permit application process or not reported pursuant to an approved land application plan. (40 C.F.R. § 122.41(l)(1)(iii).)

G. Anticipated Noncompliance

The Discharger shall give advance notice to the Regional Water Board of any planned changes in the permitted facility or activity that may result in noncompliance with this Order's requirements. (40 C.F.R. § 122.41(l)(2).)

H. Other Noncompliance

The Discharger shall report all instances of noncompliance not reported under Standard Provisions – Reporting V.C, V.D, and V.E above at the time monitoring reports are submitted. The reports shall contain the information listed in Standard Provision – Reporting V.E above. For noncompliance events related to combined sewer overflows, sanitary sewer overflows, or bypass events, these reports shall contain the information described in Standard Provision – Reporting V.E and the applicable required data in appendix A to 40 C.F.R. part 127. The Regional Water Board may also require the Discharger to electronically submit reports not related to combined sewer overflows, sanitary sewer overflows, or bypass events under this section. (40 C.F.R. § 122.41(l)(7).)

I. Other Information

When the Discharger becomes aware that it failed to submit any relevant facts in a permit application, or submitted incorrect information in a permit application or in any report to the Regional Water Board, State Water Board, or U.S. EPA, the Discharger shall promptly submit such facts or information. (40 C.F.R. § 122.41(l)(8).)

J. Initial Recipient for Electronic Reporting Data

The owner, operator, or the duly authorized representative is required to electronically submit NPDES information specified in appendix A to 40 C.F.R. part 127 to the initial recipient defined in 40 C.F.R. section 127.2(b). U.S. EPA will identify and publish the list of initial recipients on its website and in the Federal Register, by state and by NPDES data group [see 40 C.F.R. section 127.2(c)]. U.S. EPA will update and maintain this listing. (40 C.F.R. § 122.41(l)(9).)

T
E
N
T
A
T
I
V
E

VI. STANDARD PROVISIONS – ENFORCEMENT

- A.** The Regional Water Board is authorized to enforce the terms of this permit under several provisions of the Water Code, including, but not limited to, sections 13268, 13385, 13386, and 13387.
- B.** The CWA provides that any person who violates section 301, 302, 306, 307, 308, 318 or 405 of the Act, or any permit condition or limitation implementing any such sections in a permit issued under section 402, or any requirement imposed in a pretreatment program approved under sections 402(a)(3) or 402(b)(8) of the Act, is subject to a civil penalty not to exceed \$25,000 per day for each violation. The CWA provides that any person who negligently violates sections 301, 302, 306, 307, 308, 318, or 405 of the Act, or any condition or limitation implementing any of such sections in a permit issued under section 402 of the Act, or any requirement imposed in a pretreatment program approved under section 402(a)(3) or 402(b)(8) of the Act, is subject to criminal penalties of \$2,500 to \$25,000 per day of violation, or imprisonment of not more than one (1) year, or both. In the case of a second or subsequent conviction for a negligent violation, a person shall be subject to criminal penalties of not more than \$50,000 per day of violation, or by imprisonment of not more than two (2) years, or both. Any person who knowingly violates such sections, or such conditions or limitations is subject to criminal penalties of \$5,000 to \$50,000 per day of violation, or imprisonment for not more than three (3) years, or both. In the case of a second or subsequent conviction for a knowing violation, a person shall be subject to criminal penalties of not more than \$100,000 per day of violation, or imprisonment of not more than six (6) years, or both. Any person who knowingly violates section 301, 302, 303, 306, 307, 308, 318 or 405 of the Act, or any permit condition or limitation implementing any of such sections in a permit issued under section 402 of the Act, and who knows at that time that he thereby places another person in imminent danger of death or serious bodily injury, shall, upon conviction, be subject to a fine of not more than \$250,000 or imprisonment of not more than 15 years, or both. In the case of a second or subsequent conviction for a knowing endangerment violation, a person shall be subject to a fine of not more than \$500,000 or by imprisonment of not more than 30 years, or both. An organization, as defined in section 309(c)(3)(B)(iii) of the CWA, shall, upon conviction of violating the imminent danger provision, be subject to a fine of not more than \$1,000,000 and can be fined up to \$2,000,000 for second or subsequent convictions [section 122.41(a)(2)] [Water Code sections 13385 and 13387].
- C.** Any person may be assessed an administrative penalty by the Regional Water Board for violating section 301, 302, 306, 307, 308, 318 or 405 of this Act, or any permit condition or limitation implementing any of such sections in a permit issued under section 402 of this Act. Administrative penalties for Class I violations are not to exceed \$10,000 per violation, with the maximum amount of any Class I penalty assessed not to exceed \$25,000. Penalties for Class II violations are not to exceed \$10,000 per day for each day during which the violation continues, with the maximum amount of any Class II penalty not to exceed \$125,000 [40 C.F.R. section 122.41(a)(3)].
- D.** The CWA provides that any person who falsifies, tampers with, or knowingly renders inaccurate any monitoring device or method required to be maintained under this Order shall, upon conviction, be punished by a fine of not more than \$10,000, or by imprisonment for not more than 2 years, or both. If a conviction of a person is for a violation committed after a first conviction of such person under this paragraph, punishment is a fine of not more than \$20,000 per day of violation, or by imprisonment of not more than 4 years, or both [40 C.F.R. section 122.41(j)(5)].
- E.** The CWA provides that any person who knowingly makes any false statement, representation, or certification in any record or other document submitted or required to be

T
E
N
T
A
T
I
V
E

maintained under this Order, including monitoring reports or reports of compliance or noncompliance shall, upon conviction, be punished by a fine of not more than \$10,000 per violation, or by imprisonment for not more than six months per violation, or by both [40 C.F.R. section 122.41(k)(2)].

VII. ADDITIONAL PROVISIONS – NOTIFICATION LEVELS

A. Non-Municipal Facilities

Existing manufacturing, commercial, mining, and silvicultural Dischargers shall notify the Regional Water Board as soon as they know or have reason to believe (40 C.F.R. § 122.42(a)):

1. That any activity has occurred or will occur that would result in the discharge, on a routine or frequent basis, of any toxic pollutant that is not limited in this Order, if that discharge will exceed the highest of the following "notification levels" (40 C.F.R. § 122.42(a)(1)):
 - a. 100 micrograms per liter (µg/L) (40 C.F.R. § 122.42(a)(1)(i));
 - b. 200 µg/L for acrolein and acrylonitrile; 500 µg/L for 2,4-dinitrophenol and 2-methyl-4,6-dinitrophenol; and 1 milligram per liter (mg/L) for antimony (40 C.F.R. § 122.42(a)(1)(ii));
 - c. Five (5) times the maximum concentration value reported for that pollutant in the Report of Waste Discharge (40 C.F.R. § 122.42(a)(1)(iii)); or
 - d. The level established by the Regional Water Board in accordance with section 122.44(f). (40 C.F.R. § 122.42(a)(1)(iv).)
2. That any activity has occurred or will occur that would result in the discharge, on a non-routine or infrequent basis, of any toxic pollutant that is not limited in this Order, if that discharge will exceed the highest of the following "notification levels" (40 C.F.R. § 122.42(a)(2)):
 - a. 500 micrograms per liter (µg/L) (40 C.F.R. § 122.42(a)(2)(i));
 - b. 1 milligram per liter (mg/L) for antimony (40 C.F.R. § 122.42(a)(2)(ii));
 - c. Ten (10) times the maximum concentration value reported for that pollutant in the Report of Waste Discharge (40 C.F.R. § 122.42(a)(2)(iii)); or
 - d. The level established by the Regional Water Board in accordance with section 122.44(f). (40 C.F.R. § 122.42(a)(2)(iv).)

T
E
N
T
A
T
I
V
E

ATTACHMENT E – MONITORING AND REPORTING PROGRAM (CI-5849)

CONTENTS

I. General Monitoring Provisions E-2
II. Monitoring Locations E-5
III. Influent Monitoring Requirements – Not Applicable E-5
IV. Effluent Monitoring Requirements E-5
 A. Monitoring Locations EFF-001 and EFF-002 E-5
V. Whole Effluent Toxicity Testing Requirements E-7
VI. Land Discharge Monitoring Requirements – Not Applicable E-11
VII. Recycling Monitoring Requirements – Not Applicable E-11
VIII. Receiving Water Monitoring Requirements E-11
 A. Monitoring Location RSW-001 E-11
IX. Other Monitoring Requirements E-11
X. Reporting Requirements E-12
 A. General Monitoring and Reporting Requirements E-12
 B. Self-Monitoring Reports (SMRs) E-12
 C. Discharge Monitoring Reports (DMRs) E-14
 D. Other Reports E-14

TABLES

Table E-1. Monitoring Station Locations E-5
Table E-2. Effluent Monitoring at Monitoring Locations EFF-001 and EFF-002 E-5
Table E-3. Monitoring Periods and Reporting Schedule E-12

**T
E
N
T
A
T
I
V
E**

ATTACHMENT E – MONITORING AND REPORTING PROGRAM (MRP)

Section 308 of the federal Clean Water Act (CWA) and sections 122.41(h), (j)-(l), 122.44(i), and 122.48 of title 40 of the Code of Federal Regulations (40 C.F.R.) require that all NPDES permits specify monitoring and reporting requirements. Water Code sections 13267 and 13383 also authorize the Regional Water Board to establish monitoring, inspection, entry, reporting, and recordkeeping requirements. This MRP establishes monitoring, reporting, and recordkeeping requirements that implement the federal and California laws and/or regulations.

I. GENERAL MONITORING PROVISIONS

- A. An effluent sampling station shall be established for the points of discharge (Discharge Points 001 [Latitude 34.0540°, Longitude -118.0199°] and 002 [Latitude 34.0538°, Longitude -118.0210°]) and shall be located where representative samples of that effluent can be obtained.
- B. The Regional Water Board shall be notified in writing of any change in the sampling stations once established or in the methods for determining the quantities of pollutants in the individual waste streams.
- C. Effluent samples shall be taken downstream of any addition to treatment works and prior to mixing with the receiving waters.
- D. Pollutants shall be analyzed using the analytical methods described in 40 C.F.R. sections 136.3, 136.4, and 136.5 (revised May 18, 2012); or, where no methods are specified for a given pollutant, by methods approved by this Regional Water Board or the State Water Board.
- E. Laboratory Certification. Laboratories analyzing monitoring samples shall be certified by the State Water Board, Drinking Water Division, Environmental Laboratory Accreditation Program (ELAP) in accordance with the provision of Water Code section 13176, and must include quality assurance/quality control data with their reports. A copy of the laboratory certification shall be provided each time a new certification and/or renewal of the certification is obtained from ELAP.
- F. For any analyses performed for which no procedure is specified in the U.S. EPA guidelines or in the MRP, the constituent or parameter analyzed and the method or procedure used must be specified in the monitoring report.
- G. Each monitoring report must affirm in writing that “all analyses were conducted at a laboratory certified for such analyses by the State Water Board or approved by the Executive Officer and in accordance with current U.S. EPA guideline procedures or as specified in this MRP”.
- H. The monitoring reports shall specify the analytical method used, the Method Detection Limit (MDL), and the Minimum Level (ML) for each pollutant. For the purpose of reporting compliance with numerical limitations, performance goals, and receiving water limitations, analytical data shall be reported by one of the following methods, as appropriate:
 - 1. An actual numerical value for sample results greater than or equal to the ML; or
 - 2. “Detected, but Not Quantified (DNQ)” if results are greater than or equal to the laboratory’s MDL but less than the ML; or,
 - 3. “Not-Detected (ND)” for sample results less than the laboratory’s MDL with the MDL indicated for the analytical method used.

T
E
N
T
A
T
I
V
E

Analytical data reported as “less than” for the purpose of reporting compliance with permit limitations shall be the same or lower than the permit limit(s) established for the given parameter.

Current MLs (Attachment H) are those published by the State Water Board in the Policy for the Implementation of Toxics Standards for Inland Surface Waters, Enclosed Bays, and Estuaries of California, February 24, 2005.

- I. The MLs employed for effluent analyses to determine compliance with effluent limitations shall be lower than the effluent limitations established in this Order for a given parameter as per the sufficiently sensitive regulations at 40 C.F.R. section 122.44(i)(1)(iv). If the ML value is not below the effluent limitations, then the lowest ML value and its associated analytical method shall be selected for compliance purposes. At least once a year, the Discharger shall submit a list of the analytical methods employed for each test and associated laboratory QA/QC procedures.
- J. The MLs employed for effluent analyses not associated with determining compliance with effluent limitations in this Order shall be lower than the lowest applicable water quality objective, for a given parameter as per the sufficiently sensitive regulations at 40 C.F.R. section 122.44(i)(1)(iv). Water quality objectives for parameters may be found in Chapter 3 of the Basin Plan and the CTR (40 C.F.R. section 131.38). If the ML value is not below the water quality objective, then the lowest ML value and its associated analytical method shall be selected for compliance purposes. At least once a year, the Discharger shall submit a list of the analytical methods employed for each test, the associated laboratory QA/QC procedures, reporting levels (RLs), and method detection limits (MDLs).

Where no U.S. EPA-approved method exists, the Regional Water Board, in consultation with the State Water Board Quality Assurance Program, shall establish a ML that is not contained in Attachment H to be included in the Discharger’s permit in any of the following situations:

- 1. When the pollutant under consideration is not included in Attachment H;
 - 2. When the Discharger and Regional Water Board agree to include in the permit a test method that is more sensitive than that specified in 40 C.F.R. Part 136 (revised May 19, 2012);
 - 3. When the Discharger agrees to use an ML that is lower than that listed in Attachment H;
 - 4. When the Discharger demonstrates that the calibration standard matrix is sufficiently different from that used to establish the ML in Attachment H, and proposes an appropriate ML for their matrix; or,
 - 5. When the Discharger uses a method whose quantification practices are not consistent with the definition of an ML. Examples of such methods are the U.S. EPA-approved method 1613 for dioxins and furans, method 1624 for volatile organic substances, and method 1625 for semi-volatile organic substances. In such cases, the Discharger, the Regional Water Board, and the State Water Board shall agree on a lowest quantifiable limit and that limit will substitute for the ML for reporting and compliance determination purposes.
- K. Water/wastewater samples must be analyzed within allowable holding time limits as specified in 40 C.F.R. section 136.3. All QA/QC items must be run on the same dates the samples were actually analyzed, and the results shall be reported in the Regional Water Board format, when it becomes available, and submitted with the laboratory reports. Proper chain of custody procedures must be followed, and a copy of the chain of custody shall be submitted with the report.

T
E
N
T
A
T
I
V
E

- L. Field analyses with short sample holding times such as pH, total residual chlorine, and temperature, may be performed using properly calibrated and maintained portable instruments by trained personnel acting on the Discharger's behalf, using methods in accordance with 40 C.F.R. part 136. All field instruments must be calibrated per manufacturer's instructions. A manual containing the standard operating procedures for all field analyses, including records of personnel proficiency training, instruments calibration and maintenance, and quality control procedures shall be maintained onsite, and shall be available for inspection by Regional Water Board staff. Information including instrument calibration, time of sample collection, time of analysis, name of analyst, quality assurance/quality control data, and measurement values shall be clearly documented during each field analysis and submitted to the Regional Water Board as part of the corresponding regular monitoring report.
- M. All analyses shall be accompanied by the chain of custody, including but not limited to date and time of sampling, sample identification, and name of person who performed sampling, date of analysis, name of person who performed analysis, QA/QC data, method detection limits, analytical methods, copy of laboratory certification, and a perjury statement executed by the person responsible for the laboratory.
- N. The Discharger shall calibrate and perform maintenance procedures on all monitoring instruments and to insure accuracy of measurements, or shall insure that both equipment activities will be conducted.
- O. The Discharger shall have, and implement, an acceptable written quality assurance (QA) plan for laboratory analyses. Unless otherwise specified in the analytical method, duplicate samples must be analyzed at a frequency of 5% (1 in 20 samples) with at least one if there are fewer than 20 samples in a batch. A batch is defined as a single analytical run encompassing no more than 24 hours from start to finish. A similar frequency shall be maintained for analyzing spiked samples.
- P. When requested by the Regional Water Board or U.S. EPA, the Discharger will participate in the NPDES discharge monitoring report QA performance study. The Discharger must have a success rate equal to or greater than 80%.
- Q. For parameters which have both average monthly and daily maximum limits are specified and the monitoring frequency is less than four times a month, the following shall apply. If an analytical result is greater than the average monthly limit, the Discharger shall collect four additional samples at approximately equal intervals during the month, until compliance with the average monthly limit has been demonstrated. All five analytical results shall be reported in the monitoring report for that month, or 45 days after results for the additional samples were received, whichever is later. In the event of noncompliance with an average monthly effluent limitation, the sampling frequency for that constituent shall be increased to weekly and shall continue at this level until compliance with the average monthly effluent limitation has been demonstrated. The Discharger shall provide for the approval of the Executive Officer a program to ensure future compliance with the average monthly limit.
- R. In the event wastes are transported to a different disposal site during the reporting period, the following shall be reported in the monitoring report:
 - 1. Types of wastes and quantity of each type;
 - 2. Name and address for each hauler of wastes (or method of transport if other than by hauling); and
 - 3. Location of the final point(s) of disposal for each type of waste.

T
E
N
T
A
T
I
V
E

If no wastes are transported off-site during the reporting period, a statement to that effect shall be submitted.

- S. Each monitoring report shall state whether or not there was any change in the discharge as described in the Order during the reporting period.

II. MONITORING LOCATIONS

The Discharger shall establish the following monitoring locations to demonstrate compliance with the effluent limitations, discharge specifications, and other requirements in this Order:

Table E-1. Monitoring Station Locations

Discharge Point Name	Monitoring Location Name	Monitoring Location Description
Effluent Monitoring		
001	EFF-001	The effluent sampling station shall be located where representative samples of Discharge Point 001 can be obtained prior to discharge into the Durfee Avenue storm drain that conveys to the San Gabriel River. (Latitude 34.0540°, Longitude -118.0199°)
002	EFF-002	The effluent sampling station shall be located where representative samples of Discharge Point 002 can be obtained prior to discharge into the Elliot Avenue storm drain that conveys to the San Gabriel River. (Latitude 34.0538°, Longitude -118.0210°)
Receiving Water Monitoring		
--	RSW-001	The U.S. Geological Survey (USGS) gauging station 11087020, located at the bottom of Reach 3 just above the Whittier Narrows Dam.

The North latitude and West longitude information in Table E-1 are approximate for administrative purposes.

III. INFLUENT MONITORING REQUIREMENTS – NOT APPLICABLE

IV. EFFLUENT MONITORING REQUIREMENTS

A. Monitoring Locations EFF-001 and EFF-002

- 1. The Discharger shall monitor storm water discharges from Discharge Points 001 and 002, individually at Monitoring Locations EFF-001 and EFF-002, respectively, as follows. If more than one analytical test method is listed for a given parameter, the Discharger must select from the listed methods and corresponding minimum level.

Table E-2. Effluent Monitoring at Monitoring Locations EFF-001 and EFF-002

Parameter	Units	Sample Type	Minimum Sampling Frequency	Required Analytical Test Method
Total Flow	Gallons/Day	Meter	1/Day ¹	--
Conventional Pollutants				
Biochemical Oxygen Demand (BOD) (5-day @ 20°C) ²	mg/L	Grab	1/Discharge Event ³	5
Total Suspended Solids (TSS) ²	mg/L	Grab	1/Discharge Event ³	5
Oil and Grease ²	mg/L	Grab	1/Discharge Event ³	5
pH	standard units	Grab	1/Discharge Event ³	5

T
E
N
T
A
T
I
V
E

Parameter	Units	Sample Type	Minimum Sampling Frequency	Required Analytical Test Method
Non-conventional Pollutants				
Ammonia Nitrogen, Total (as N)	mg/L	Grab	1/Discharge Event ³	5
Boron, Total Recoverable ²	mg/L	Grab	2/Year ⁶	5
Chloride ²	mg/L	Grab	2/Year ⁶	5
Chronic Toxicity	Pass or Fail and % Effect (TST)	Grab	2/Year ^{7,8}	8
Residual Chlorine	mg/L	Grab	2/Year ⁶	5
<i>Escherichia coli</i> (<i>E. coli</i>)	MPN/100 ml	Grab	2/Year ^{4,6}	5
Hardness (as CaCO ₃)	mg/L	Grab	1/Year ⁷	5
Methylene Blue Activated Substances (MBAS)	mg/L	Grab	1/Year ⁷	5
Methyl Tert-butyl Ether (MTBE) ²	µg/L	Grab	1/Year ⁷	5
Nitrite + Nitrate (as N) ²	mg/L	Grab	2/Year ⁶	5
Nitrite (as N) ²	mg/L	Grab	2/Year ⁶	5
Phenols ²	mg/L	Grab	1/Year ⁷	5
Settleable Solids	ml/L	Grab	2/Year ⁶	5
Sulfate ²	mg/L	Grab	2/Year ⁶	5
Temperature	°F	Grab	1/Discharge Event ³	5
Tertiary Butyl Alcohol (TBA) ²	µg/L	Grab	1/Year ⁷	5
Total Dissolved Solids (TDS) ²	mg/L	Grab	2/Year ⁶	5
Total Petroleum Hydrocarbons (TPH) as Gasoline (C ₄ -C ₁₂) ²	µg/L	Grab	2/Year ⁶	EPA Method 503.1 or 8015B
TPH as Diesel (C ₁₃ -C ₂₂) ²	µg/L	Grab	2/Year ⁶	EPA Method 503.1, 8015B, or 8270
TPH as Waste Oil (C ₂₃₊) ²	µg/L	Grab	2/Year ⁶	EPA Method 503.1, 8015B, or 8270
Turbidity	NTU	Grab	1/Discharge Event ³	5
Priority Pollutants				
Copper, Total Recoverable ²	µg/L	Grab	1/Discharge Event ³	5
Lead, Total Recoverable ²	µg/L	Grab	1/Discharge Event ³	5
TCDD Equivalents ⁹	µg/L	Grab	1/Year ⁷	5
Remaining Priority Pollutants ¹⁰	µg/L	Grab	1/Year ⁷	5

T
E
N
T
A
T
I
V
E

¹ Flow shall be recorded daily during each period of discharge. Periods of no flow shall also be reported.

² The mass emission (lbs/day) for the discharge shall be calculated and reported using the limitation concentration and the actual flow rate measured at the time of discharge, using the formula:

$$M = 8.34 \times C_e \times Q$$
 where: M = mass discharge for a pollutant, lbs/day
 C_e = Reported concentration for a pollutant in mg/L
 Q = actual discharge flow rate (MGD).

- 3 During periods of extended rainfall, no more than one sample per week (or 7-day period) is required to be collected. Sampling shall be during the first hour of discharge. If, for safety reasons, a sample cannot be obtained during the first hour of discharge, a sample shall be obtained at the first safe opportunity, and the reason for the delay shall be included in the report.
- 4 During each semiannual monitoring event, at least 5 equally-spaced samples shall be collected over a 30-day period to calculate the geometric mean.
- 5 Pollutants shall be analyzed using the analytical methods described in 40 C.F.R. part 136; for priority pollutants, the methods must meet the lowest MLs specified in Attachment 4 of the SIP, provided in Attachment H. Where no methods are specified for a given pollutant, the methods must be approved by the Regional Water Board or the State Water Board. If more than one analytical test method is listed for a given parameter, the Discharger must select from the listed methods and corresponding ML necessary to demonstrate compliance with applicable effluent limitations.
- 6 Samples shall be taken during the first discharge that occurs in the each semiannual period (July 1-December 31, January 1-June 30). If there is no discharge in the semiannual period, the corresponding monitoring shall so state under penalty of perjury.
- 7 Monitoring is only required during years in which discharge occurs. Annual samples shall be collected during the first discharge of the year. If there is no discharge to surface waters, the Discharger will indicate in the corresponding monitoring report, under penalty of perjury, that no effluent was discharged to surface water during the reporting period.
- 8 Refer to section V, Whole Effluent Toxicity Requirements.
- 9 TCDD equivalents shall be calculated using the following formula, where the MLs and the toxicity equivalency factors (TEFs) are as listed in the Table below. The Discharger shall report all measured values of individual congeners, including data qualifiers. When calculating TCDD equivalents, the Discharger shall set congener concentrations below the MLs to zero. U.S. EPA method 1613 may be used to analyze dioxin and furan congeners.

Dioxin-TEQ (TCDD equivalents) = $\Sigma(C_x \times TEF_x)$
 where: C_x = concentration of dioxin or furan congener x
 TEF_x = TEF for congener x

Congeners	Minimum Levels (pg/L)	Toxicity Equivalence Factor (TEF)
2,3,7,8 - tetra CDD	10	1.0
1,2,3,7,8 - penta CDD	50	1.0
1,2,3,4,7,8 - hexa CDD	50	0.1
1,2,3,6,7,8 - hexa CDD	50	0.1
1,2,3,7,8,9 - hexa CDD	50	0.1
1,2,3,4,6,7,8 - hepta CDD	50	0.01
Octa CDD	100	0.0001
2,3,7,8 - tetra CDF	10	0.1
1,2,3,7,8 - penta CDF	50	0.05
2,3,4,7,8 - penta CDF	50	0.5
1,2,3,4,7,8 - hexa CDF	50	0.1
1,2,3,6,7,8 - hexa CDF	50	0.1
1,2,3,7,8,9 - hexa CDF	50	0.1
2,3,4,6,7,8 - hexa CDF	50	0.1
1,2,3,4,6,7,8 - hepta CDFs	50	0.01
1,2,3,4,7,8,9 - hepta CDFs	50	0.01
Octa CDF	100	0.0001

¹⁰ Priority Pollutants as defined by the California Toxics Tule (CTR) defined in Attachment I to this Order.

V. WHOLE EFFLUENT TOXICITY TESTING REQUIREMENTS

A. Chronic Toxicity Testing

1. Discharge In-stream Waste Concentration (IWC) for Chronic Toxicity

T
E
N
T
A
T
I
V
E

The chronic toxicity IWC for this discharge is **100 percent** effluent.

2. Sample Volume and Holding Time

The total sample volume shall be determined by the specific toxicity test method used. Sufficient sample volume shall be collected to perform both the required toxicity tests and Toxicity Identification Evaluation (TIE) studies. All toxicity tests shall be conducted as soon as possible following sample collection. No more than 36 hours shall elapse before the conclusion of sample collection and test initiation.

3. Chronic Freshwater Species and Test Methods

If effluent samples are collected from outfalls discharging to receiving waters with salinity <1 ppt, the Discharger shall conduct the following chronic toxicity tests on effluent samples — at the in-stream waste concentration for the discharge — in accordance with species and test methods in *Short-term Methods for Estimating the Chronic Toxicity of Effluents and Receiving Waters to Freshwater Organisms* (EPA/821/R-02/013, 2002). In no case shall these species and methods be substituted with another test species unless written authorization from the Regional Water Board Executive Officer is received.

- a. A static renewal toxicity test with the fathead minnow, *Pimephals promelas* (Larval Survival and Growth Test Method 1000.0).
- b. A static renewal toxicity test with the daphnid, *Ceriodaphnia dubia* (Survival and Reproduction Test Method 1002.0)
- c. A static renewal toxicity test with the green alga, *Selenastrum capricornutum* (also named *Raphidocelis subcapitata*) (Growth Test Method 1003.0).

4. Species Sensitivity Screening

Species sensitivity screening shall be conducted during this Order’s first required sample collection. The Discharger shall collect a single effluent sample and concurrently conduct three toxicity tests, using the fish, an invertebrate, and the alga species previously referenced in this section. This sample shall also be analyzed for the parameters required for the discharge. The species that exhibits the highest “Percent Effect” at the discharge IWC during species sensitivity screening shall be used for routine monitoring during the permit cycle.

5. Quality Assurance and Additional Requirements

Quality assurance measures, instructions, and other recommendations and requirements are found in the test methods manuals previous referenced. Additional requirements are specified below.

- a. The discharge is subject to a determination of “Pass” or “Fail” and “Percent Effect” from a single-effluent concentration chronic toxicity test at the discharge IWC using the Test of Significant Toxicity (TST) statistical approach described in *National Pollutant Discharge Elimination System Test of Significant Toxicity/Implementation Document* (EPA 833-R-10-003, 2010), Appendix A, Figure A-1, and Table A-1. The null hypothesis (H_0) for the TST statistical approach is: Mean discharge IWC response \leq (0.75 x Mean control response). A test result that does not reject this null hypothesis is reported as “Fail”. The relative “Percent Effect” at the discharge IWC is defined and reported as: $((\text{Mean control response} - \text{Mean discharge IWC response}) \div \text{Mean control response}) \times 100\%$.
- b. Dilution water and control water, including brine controls, shall be laboratory water prepared and used as specified in the test methods manual. If dilution water and

T
E
N
T
A
T
I
V
E

control water is different from test organism culture water, then a second control using culture water shall also be used.

- c. Monthly reference toxicant testing is sufficient. All reference toxicant test results should be reviewed and reported.
- d. The Discharger shall perform toxicity tests on final effluent samples. Chlorine and ammonia shall not be removed from the effluent sample prior to toxicity testing, unless explicitly authorized under this section of the Monitoring and Reporting Program and the rationale is explained in the Fact Sheet (Attachment F).

6. Preparation of Initial Investigation Toxicity Reduction Evaluation (TRE) Work Plan

The Discharger shall prepare and submit a generic Initial Investigation TRE Work Plan within 90 days of the permit effective date to be ready to respond to toxicity events. The Discharger shall review and update this work plan as necessary so it remains current and applicable to the discharge. At a minimum, the work plan shall include:

- c. A description of the investigation and evaluation techniques that would be used to identify potential causes and source of toxicity, effluent variability, and treatment system efficiency.
- d. A description of methods for maximizing in-house treatment system efficiency, good housekeeping practices, and a list of all chemicals used in operations at the Facility.
- e. If a Toxicity Identification Evaluation (TIE) is necessary, an indication of who would conduct the TIEs (i.e., an in-house expert or outside contractor).

7. Toxicity Identification Evaluation and Toxicity Reduction Evaluation Process

a. **Toxicity Identification Evaluation (TIE).** A toxicity test sample is immediately subject to TIE procedures to identify the toxic chemical(s), if a chronic toxicity test shows "Fail and % Effect value ≥ 50 ". The Discharger shall initiate a TIE using, as guidance, EPA manuals: *Methods for Aquatic Toxicity Identification Evaluations: Phase I Toxicity Characterization Procedures* (EPA/600/6-91/003, 1991); *Methods for Aquatic Toxicity Identification Evaluations, Phase II Toxicity Identification Procedures for Samples Exhibiting Acute and Chronic Toxicity* (EPA/600/R-92/080, 1993); *Methods for Aquatic Toxicity Identification Evaluations, Phase III Toxicity Confirmation Procedures for Samples Exhibiting Acute and Chronic Toxicity* (EPA/600/R-92/081, 1993); and *Marine Toxicity Identification Evaluation (TIE): Phase I Guidance Document* (EPA/600/R-96-054, 1996). The TIE should be conducted on the species demonstrating the most sensitive toxicity response.

b. **Toxicity Reduction Evaluation (TRE).** When a toxicant or class of toxicants is identified, a TRE shall be performed for that toxicant. The TRE shall include all reasonable steps to identify the source(s) of toxicity and discuss appropriate BMPs to eliminate the causes of toxicity. No later than 30 days after the source of toxicity and appropriate BMPs and/or treatment are identified, the Discharger shall submit a TRE Corrective Action Plan to the Executive Officer for approval. At minimum, the plan shall include:

- i. The potential sources of pollutant(s) causing toxicity.
- ii. Recommended BMPs and/or treatment to reduce the pollutant(s) causing toxicity.
- iii. Follow-up monitoring to demonstrate that toxicity has been removed.

T
E
N
T
A
T
I
V
E

- iv. Actions the Discharger will take to mitigate the effects of the discharge and prevent the recurrence of toxicity.
- v. A schedule for these actions, progress reports, and the final report.
- c. Many recommended TRE elements parallel required or recommended efforts for source control, pollution prevention, and storm water control programs. TRE efforts should be coordinated with such efforts. As toxic substances are identified or characterized, the Discharger shall continue the TRE by determining the sources and evaluating alternative strategies for reducing or eliminating the substances from the discharge. All reasonable steps shall be taken to reduce toxicity to levels consistent with toxicity evaluation parameters.
- d. The Discharger shall conduct routine effluent monitoring for the duration of the TIE/TRE process.
- e. The Regional Water Board recognizes that toxicity may be episodic and identification of causes and reduction of sources of toxicity may not be successful in all cases. The TRE may be ended at any stage if monitoring finds there is no longer toxicity.

8. Reporting

The Self-Monitoring Report (SMR) shall include a full laboratory report for each toxicity test. This report shall be prepared using the format and content of the test methods manual chapter titled *Report Preparation*, including:

- a. The toxicity test results for the TST statistical approach, reported as “Pass” or “Fail” and “Percent Effect” at the chronic toxicity IWC for the discharge.
- b. Water quality measurements for each toxicity test (e.g., pH, dissolved oxygen, temperature, conductivity, hardness, salinity, chlorine, ammonia).
- c. TRE/TIE results. The Regional Water Board Executive Officer shall be notified no later than 30 days from completion of each aspect of TRE/TIE analyses.
- d. Statistical program (e.g., TST calculator, CETIS, etc.) output results for each toxicity test.

9. Ammonia Removal

Except with prior approval from the Executive Officer of the Regional Water Board, ammonia shall not be removed from bioassay samples. The Discharger must demonstrate the effluent toxicity is caused by ammonia because of increasing test pH when conducting the toxicity test. It is important to distinguish the potential toxic effects of ammonia from other pH sensitive chemicals, such as certain heavy metals, sulfide, and cyanide. The following may be steps to demonstrate that the toxicity is caused by ammonia and not other toxicants before the Executive Officer would allow for control of pH in the test.

- a. There is consistent toxicity in the effluent and the maximum pH in the toxicity test is in the range to cause toxicity due to increased pH.
- b. Chronic ammonia concentrations in the effluent are greater than 4 mg/L total ammonia.
- c. Conduct graduated pH tests as specified in the toxicity identification evaluation methods. For example, mortality should be higher at pH 8 and lower at pH 6.

T
E
N
T
A
T
I
V
E

- d. Treat the effluent with a zeolite column to remove ammonia. Mortality in the zeolite treated effluent should be lower than the non-zeolite treated effluent. Then add ammonia back to the zeolite-treated samples to confirm toxicity due to ammonia.

When it has been demonstrated that toxicity is due to ammonia because of increasing test pH, pH may be controlled using appropriate procedures which do not significantly alter the nature of the effluent, after submitting a written request to the Regional Water Board, and receiving written permission expressing approval from the Executive Officer of the Regional Water Board.

VI. LAND DISCHARGE MONITORING REQUIREMENTS – NOT APPLICABLE

VII. RECYCLING MONITORING REQUIREMENTS – NOT APPLICABLE

VIII. RECEIVING WATER MONITORING REQUIREMENTS

A. Monitoring Location RSW-001

The Discharger shall report the maximum daily flow in the San Gabriel River as measured at USGS gauging station 11087020, located at the bottom of Reach 3 just above the Whittier Narrows Dam. This station is designated as RSW-001 in this Order. The stream flow data can be obtained the following website address: <http://waterdata.usgs.gov/ca/nwis/sw/rt>. This information is necessary to determine the wet weather and dry weather condition of the river, as defined in the San Gabriel River Metals TMDL.

IX. OTHER MONITORING REQUIREMENTS

A. Storm Water Monitoring

- 1. **Rainfall Monitoring.** The Discharger shall measure and record the rainfall on each day of the month or submit the data obtained from the nearest city/county operated rain gauge monitoring station. This information shall be included in the monitoring report for that month.
- 2. **Visual Observation.** The Discharger shall make visual observations of all storm water discharge locations on at least one storm event per month that produces a significant storm water discharge to observe the presence of trash, floating and suspended materials, oil and grease, discoloration, turbidity, and odor. A “significant storm water discharge” is a continuous discharge of storm water for a minimum of one hour, or the intermittent discharge of storm water for a minimum of 3 hours in a 12-hour period.

B. Harbor Toxic TMDL Monitoring Requirements

The Harbor Toxics TMDL requires the responsible parties identified in the San Gabriel River Metals TMDLs to conduct water and sediment monitoring at the mouth of the San Gabriel River to determine the river’s contribution to the impairments in the Greater Harbor waters. The Discharger is identified as a responsible party in the San Gabriel River Metals TMDL and its Implementation Plan. Although the Harbor Toxics TMDL did not assign WLAs to the San Gabriel River Watershed Responsible Parties, the Harbor Toxics TMDL does require these parties to develop and implement a monitoring plan and submit annual reports regarding implementation. In this permit, the Permittee is required to comply with the terms of the TMDL. As specified in section VII.C.2. of the Order, the Discharger shall join a group already formed or develop a site specific monitoring plan. That section also includes the requirements for the monitoring plan.

T
E
N
T
A
T
I
V
E

X. REPORTING REQUIREMENTS

A. General Monitoring and Reporting Requirements

1. The Discharger shall comply with all Standard Provisions (Attachment D) related to monitoring, reporting, and recordkeeping.
2. If there is no discharge during any reporting period, the Discharger shall indicate under penalty of perjury in the corresponding monitoring report that no effluent was discharged to surface water during the reporting period.
3. If the Discharger conducts monitoring more frequently than required by this Order using approved analytical methods, the results of those analyses shall be included in the monitoring report. These results shall be reflected in the calculation of the average (or median) used in demonstrating compliance with this Order.
4. Each monitoring report shall contain a separate section titled “Summary of Non-Compliance” which discusses the compliance record and corrective actions taken or planned that may be needed to bring the discharge into full compliance with waste discharge requirements. This section shall clearly list all non-compliance with waste discharge requirements, as well as all excursions of effluent limitations.
5. The Discharger shall inform the Regional Water Board well in advance of any proposed construction activity that could potentially affect compliance with applicable requirements.
6. The Discharger shall report the results of chronic toxicity testing, TRE and TIE as required in the Attachment E, Monitoring and Reporting, section V.

B. Self-Monitoring Reports (SMRs)

1. The Discharger shall electronically submit SMRs using the State Water Board’s California Integrated Water Quality System (CIWQS) Program website (http://www.waterboards.ca.gov/water_issues/programs/ciwqs/). The CIWQS website will provide additional information for SMR submittal in the event there will be a planned service interruption for electronic submittal.
2. The Discharger shall report in the SMR the results for all monitoring specified in this MRP under sections III through IX. The Discharger shall submit monthly SMRs including the results of all required monitoring using U.S. EPA-approved test methods or other test methods specified in this Order. SMRs are to include all new monitoring results obtained since the last SMR was submitted. If the Discharger monitors any pollutant more frequently than required by this Order, the results of this monitoring shall be included in the calculations and reporting of the data submitted in the SMR.
3. Monitoring periods and reporting for all required monitoring shall be completed according to the following schedule:

Table E-3. Monitoring Periods and Reporting Schedule

Sampling Frequency	Monitoring Period Begins On...	Monitoring Period	SMR Due Date
1/Discharge Event	August 1, 2016	January 1 – March 31 April 1 – June 30 July 1 – September 30 October 1 – December 31	May 1 August 1 November 1 February 1
2/Year	August 1, 2016	April 1 – June 30 October 1 – December 31	August 1, February 1

T
E
N
T
A
T
I
V
E

Sampling Frequency	Monitoring Period Begins On...	Monitoring Period	SMR Due Date
1/Year	August 1, 2016	January 1 through December 31	February 1

4. **Reporting Protocols.** The Discharger shall report with each sample result the applicable Reporting Level (RL) and the current Method Detection Limit (MDL), as determined by the procedure in 40 C.F.R. part 136.

The Discharger shall report the results of analytical determinations for the presence of chemical constituents in a sample using the following reporting protocols:

- a. Sample results greater than or equal to the RL shall be reported as measured by the laboratory (i.e., the measured chemical concentration in the sample).
- b. Sample results less than the RL, but greater than or equal to the laboratory's MDL, shall be reported as "Detected, but Not Quantified," or DNQ. The estimated chemical concentration of the sample shall also be reported.

For the purposes of data collection, the laboratory shall write the estimated chemical concentration next to DNQ. The laboratory may, if such information is available, include numerical estimates of the data quality for the reported result. Numerical estimates of data quality may be percent accuracy (\pm a percentage of the reported value), numerical ranges (low to high), or any other means considered appropriate by the laboratory.

- c. Sample results less than the laboratory's MDL shall be reported as "Not Detected," or ND.
- d. Dischargers are to instruct laboratories to establish calibration standards so that the ML value (or its equivalent if there is differential treatment of samples relative to calibration standards) is the lowest calibration standard. At no time is the Discharger to use analytical data derived from extrapolation beyond the lowest point of the calibration curve.

5. **Compliance Determination.** Compliance with effluent limitations for priority pollutants shall be determined using sample reporting protocols defined above and Attachment A of this Order. For purposes of reporting and administrative enforcement by the Regional Water Board and State Water Board, the Discharger shall be deemed out of compliance with effluent limitations if the concentration of the priority pollutant in the monitoring sample is greater than the effluent limitation and greater than or equal to the reporting level (RL).

6. **Multiple Sample Data.** When determining compliance with an AMEL or MDEL for priority pollutants and more than one sample result is available, the Discharger shall compute the arithmetic mean unless the data set contains one or more reported determinations of "Detected, but Not Quantified" (DNQ) or "Not Detected" (ND). In those cases, the Discharger shall compute the median in place of the arithmetic mean in accordance with the following procedure:

- a. The data set shall be ranked from low to high, ranking the reported ND determinations lowest, DNQ determinations next, followed by quantified values (if any). The order of the individual ND or DNQ determinations is unimportant.
- b. The median value of the data set shall be determined. If the data set has an odd number of data points, then the median is the middle value. If the data set has an even number of data points, then the median is the average of the two values

T
E
N
T
A
T
I
V
E

around the middle unless one or both of the points are ND or DNQ, in which case the median value shall be the lower of the two data points where DNQ is lower than a value and ND is lower than DNQ.

7. The Discharger shall submit SMRs in accordance with the following requirements:
 - a. The Discharger shall arrange all reported data in a tabular format. The data shall be summarized to clearly illustrate whether the facility is operating in compliance with interim and/or final effluent limitations. The Discharger is not required to duplicate the submittal of data that is entered in a tabular format within CIWQS. When electronic submittal of data is required and CIWQS does not provide for entry into a tabular format within the system, the Discharger shall electronically submit the data in a tabular format as an attachment.
 - b. The Discharger shall attach a cover letter to the SMR. The information contained in the cover letter shall clearly identify violations of the waste discharge requirements; discuss corrective actions taken or planned; and the proposed time schedule for corrective actions. Identified violations must include a description of the requirement that was violated and a description of the violation.

C. Discharge Monitoring Reports (DMRs)

DMRs are U.S. EPA reporting requirements. As of the effective date of this Order, if the Discharger operates a “minor” facility as designated on page 1 of this Order, electronic submittal of DMRs is not required. However, by December 2016, the Discharger will be required to electronically submit DMRs. The State Water Board will provide notification of this requirement prior to December 2016. Electronic DMR submittal shall be in addition to electronic SMR submittal. Information about electronic DMR submittal is available at the DMR website at: http://www.waterboards.ca.gov/water_issues/programs/discharge_monitoring.

D. Other Reports

1. **Within 90 days** of the effective date of this permit, the Discharger is required to submit the following to the Regional Water Board:
 - a. Initial Investigation TRE workplan
 - b. SWPPP

The SWPPP shall be reviewed at a minimum once per year and updated as needed to ensure all actual or potential sources of trash and pollutants in wastewater and storm water discharged from the Facility are addressed. All changes or revisions to the SWPPP shall be submitted to the Regional Water Board within 30 days of revisions. The Discharger is required to submit the SWPPP to the Regional Water Board annually.
2. Within 90 days of the effective date of this Order, the Discharger must submit to the Regional Water Board notification of whether the Discharger will be participating with an organized group of Responsible Parties to complete the regional monitoring required by the Harbor Toxics TMDL for the San Gabriel River Watershed, or if the Discharger will be developing a site specific plan. If developing a site specific plan, that plan is due to the Regional Water Board within 12 months from the effective date of this Order. Regional Water Board staff will review the plan and provide an opportunity for public comment. After the receipt of the plan the Executive Officer will comment or approve the plan. The Discharger has six months after the approval to implement the plan. The Discharger or the Responsible Parties shall submit annual implementation reports to the Regional Water Board.

T
E
N
T
A
T
I
V
E

ATTACHMENT F – FACT SHEET

CONTENTS

I. Permit Information.....	F-3
II. Facility Description.....	F-4
A. Description of Wastewater Treatment and Controls	F-4
B. Discharge Points and Receiving Waters	F-5
C. Summary of Existing Requirements and Self-Monitoring Report (SMR) Data	F-5
D. Compliance Summary.....	F-6
E. Planned Changes	F-7
III. Applicable Plans, Policies, and Regulations.....	F-7
A. Legal Authorities	F-7
B. California Environmental Quality Act (CEQA).....	F-7
C. State and Federal Laws, Regulations, Policies, and Plans.....	F-8
D. Impaired Water Bodies on the CWA section 303(d) List.....	F-11
E. Harbor Toxics TMDL.....	F-12
IV. Rationale For Effluent Limitations and Discharge Specifications	F-13
A. Discharge Prohibitions	F-13
B. Technology-Based Effluent Limitations	F-14
1. Scope and Authority	F-14
2. Applicable Technology-Based Effluent Limitations.....	F-14
C. Water Quality-Based Effluent Limitations (WQBELs)	F-16
1. Scope and Authority	F-16
2. Applicable Beneficial Uses, Water Quality Criteria, and Objectives.....	F-16
3. Determining the Need for WQBELs	F-19
4. WQBEL Calculations	F-21
5. WQBELs Based on Basin Plan Objectives	F-25
6. Whole Effluent Toxicity (WET).....	F-26
7. Final WQBELs.....	F-27
D. Final Effluent Limitation Considerations	F-28
1. Anti-Backsliding Requirements	F-29
2. Antidegradation Policies	F-29
3. Mass-based Effluent Limitations	F-30
4. Stringency of Requirements for Individual Pollutants	F-30
5. Summary of Final Effluent Limitations.....	F-31
E. Interim Effluent Limitations – Not Applicable	F-32
F. Land Discharge Specifications – Not Applicable	F-32
G. Recycling Specifications – Not Applicable.....	F-32
V. Rationale for Receiving Water Limitations.....	F-33
A. Surface Water.....	F-33
B. Groundwater – Not Applicable	F-33
VI. Rationale for Provisions	F-33
A. Standard Provisions	F-33
B. Special Provisions.....	F-33
1. Reopener Provisions	F-33
2. Special Studies and Additional Monitoring Requirements	F-33
3. Best Management Practices and Pollution Prevention.....	F-34
4. Construction, Operation, and Maintenance Specifications	F-34
5. Other Special Provisions – Not Applicable.....	F-34

**T
E
N
T
A
T
I
V
E**

6. Compliance Schedules – Not Applicable	F-34
VII. Rationale for Monitoring and Reporting Requirements	F-34
A. Influent Monitoring – Not Applicable	F-34
B. Effluent Monitoring	F-34
C. Whole Effluent Toxicity Testing Requirements	F-35
D. Receiving Water Monitoring	F-35
1. Surface Water	F-35
2. Groundwater – Not Applicable	F-35
E. Other Monitoring Requirements	F-35
1. Storm Water Monitoring Requirements	F-35
2. Harbor Toxics TMDL Monitoring Requirements	F-35
VIII. Public Participation.....	F-36
A. Notification of Interested Parties	F-36
B. Written Comments	F-36
C. Public Hearing	F-36
D. Reconsideration of Waste Discharge Requirements	F-36
E. Information and Copying	F-37
F. Register of Interested Persons.....	F-37
G. Additional Information	F-37

TABLES

Table F-1. Facility Information.....	F-3
Table F-2. Historic Effluent Limitations and Monitoring Data.....	F-5
Table F-3. Basin Plan Beneficial Uses	F-8
Table F-4. Summary of Technology-based Effluent Limitations – Discharge Points 001 and 002	F-15
Table F-5. Applicable Water Quality Criteria	F-17
Table F-6. San Gabriel River Metals TMDL WLA Applicable to Discharge Points 001 and 002	F-19
Table F-7. Summary Reasonable Potential Analysis – Discharge Points 001 and 002	F-20
Table F-8. Summary of Final WQBELs at Discharge Points 001 and 002.....	F-27
Table F-9. Summary of Final Effluent Limitations at Discharge Points 001 and 002.....	F-31

**T
E
N
T
A
T
I
V
E**

ATTACHMENT F – FACT SHEET

As described in section II.B of this Order, the Regional Water Board incorporates this Fact Sheet as findings of the Regional Water Board supporting the issuance of this Order. This Fact Sheet includes the legal requirements and technical rationale that serve as the basis for the requirements of this Order.

This Order has been prepared under a standardized format to accommodate a broad range of discharge requirements for Dischargers in California. Only those sections or subsections of this Order that are specifically identified as “not applicable” have been determined not to apply to this Discharger. Sections or subsections of this Order not specifically identified as “not applicable” are fully applicable to this Discharger.

I. PERMIT INFORMATION

The following table summarizes administrative information related to the Facility.

Table F-1. Facility Information

WDID	4B191106001
Discharger	Royal Catering Company
Name of Facility	Royal Catering
Facility Address	2627 Durfee Avenue
	El Monte, CA 91732
	Los Angeles County
Facility Contact, Title and Phone	Cristobal Cobo, Financial Manager, (626) 280-9780
Authorized Person to Sign and Submit Reports	Same as above
Mailing Address	2617 Stingle Avenue Rosemead, CA 91770
Billing Address	SAME AS MAILING
Type of Facility	Industrial, SIC Code 2099 – Food Preparations
Major or Minor Facility	Minor
Threat to Water Quality	3
Complexity	C
Pretreatment Program	N/A
Recycling Requirements	N/A
Facility Permitted Flow	0.025 million gallons per day (MGD) (Discharge Point 001) 0.025 MGD (Discharge Point 002)
Facility Design Flow	N/A
Watershed	San Gabriel River Watershed
Receiving Water	San Gabriel River
Receiving Water Type	Inland Surface Water - Freshwater

- A. Royal Catering Company (hereinafter Discharger) is the owner and operator of Royal Catering (hereinafter Facility), a commercial catering facility. The property on which the Facility resides is owned by Lacy Street Commercial, LP.

For the purposes of this Order, references to the “discharger” or “permittee” in applicable federal and state laws, regulations, plans, or policy are held to be equivalent to references to the Discharger herein.

T
E
N
T
A
T
I
V
E

- B. The Facility discharges storm water to San Gabriel River, a water of the United States, within the San Gabriel River Watershed. The Discharger was previously regulated by Order No. R4-2011-0051 and National Pollutant Discharge Elimination System (NPDES) Permit No. CA0053392, which was adopted on March 3, 2011, and expired on February 10, 2016. Attachment B provides a map of the area around the Facility. Attachment C provides a flow schematic of the Facility.
- C. The Discharger filed a report of waste discharge and submitted an application for reissuance of its waste discharge requirements (WDRs) and NPDES permit on September 16, 2015. The application was deemed complete on September 24, 2015. A site visit was conducted on December 8, 2015, to observe operations and collect additional data to develop permit limitations and requirements for waste discharge.
- D. Regulations at 40 C.F.R. section 122.46 limit the duration of NPDES permits to a fixed term not to exceed five years. Accordingly, Table 3 of this Order limits the duration of the discharge authorization. However, pursuant to California Code of Regulations, title 23, section 2235.4, the terms and conditions of an expired permit are automatically continued pending reissuance of the permit if the Discharger complies with all federal NPDES requirements for continuation of expired permits.

II. FACILITY DESCRIPTION

The Facility is a commercial catering Facility located at 2627 Durfee Avenue, El Monte, California. It is 92,000 square feet and consists of an enclosed commissary; an office building; an outdoors washtub area; outdoors food truck washing stations with water supply and hoses for washing food trucks; an enclosed ice tower; and outdoors trash dumpsters area. The entire site is paved, with painted brick walls completely surrounding the Facility boundary. Operations at the Facility include catering food trucks parking and washing. Wastewaters generated in the process areas, including wash water from cleaning catering trucks and equipment, are discharged into the sanitary sewer and are not covered in this Order.

A. Description of Wastewater Treatment and Controls

Water (wastewater and storm water) falling onto the Facility are directed to multiple catchbasins located in different locations of the Facility using ground elevation. The catchbasins drain to one of the three on-site 3-stage clarifiers. The first clarifier is located at the northeast corner of the Facility near Discharge Point 001 (adjacent to Durfee Avenue) and collects the wastewater and storm water falling on the roof of the enclosed commissary, the ice tower, and the truck washing stations at the northeast portion of the Facility. The second clarifier is located at the southwest corner of the Facility near Discharge Point 002 (adjacent to Elliot Avenue) and collects the storm water and wastewater falling on part of the enclosed commissary, the ice tower, and truck washing stations at the northwest portion of the Facility. A third clarifier is located at the southeast corner of the Facility and collects the storm water and wastewater falling on the outdoor washtub area, truck dumpsters area, and truck washing stations at the southern portion of the Facility. The effluent of the third clarifier is directed to the final stage (a sump) of the second clarifier (adjacent to Elliot Avenue) for subsequent discharge from the Facility. Each clarifier has 3 stages, are divided by concrete separation slabs, and provides mainly sedimentation to the collected water. Residuals (including oil and grease) in the clarifiers are removed, and the clarifiers are cleaned routinely. Bleach is occasionally used within the Facility to clean catering trucks and equipment.

The first and second clarifiers are each equipped with a precipitation measurement device. During periods of no rainfall, all wastewater generated by the Facility, which is collected in the first and second clarifiers, is discharged to the sanitary sewer under two Los Angeles County Sanitation Districts (LACSD) Industrial Waste (IW) Permits Nos. 014385 and 014386. When

T
E
N
T
A
T
I
V
E

rainfall exceeds 0.1 inch, a switch is activated at each clarifier, and the effluents from the first and second clarifiers will be discharged to NPDES Discharge Points 001 and 002, respectively; staff will be alerted by a red light located at each discharge location and conduct effluent sampling in accordance to monitoring requirements in this Order. Effluent from Discharge Point 001 will flow onto Durfee Avenue and effluent from Discharge Point 002 will flow onto Elliot Avenue, both of which will eventually flow into storm drains that discharge to the San Gabriel River.

The Facility does not allow patrons to wash trucks in anticipation and during storm events; in addition, the Discharger will clear the contents within the clarifiers before a storm event and clean the clarifiers before storm water is collected into those clarifiers. Wastewater will only be directed back to the clarifiers once discharges to the NPDES discharge points cease, after which wastewater will be discharged to the sanitary sewer system. Therefore, no wastewater will commingle with storm water and be discharged to the ND PES discharge points.

B. Discharge Points and Receiving Waters

Consistent with Order No. R4-2011-0051, the submitted ROWD, and subsequent correspondence with the Discharger, the Facility proposes to discharge up to 0.025 MGD of storm water runoff through Discharge Point 001 (Latitude 34.0540°, Longitude -118.0199°) and 0.025 MGD of storm water runoff through Discharge Point 002 (Latitude 34.0538°, Longitude -118.0210°). Effluent from Discharge Point 001 will flow onto Durfee Avenue and effluent from Discharge Point 002 will flow onto Elliot Avenue, both of which will eventually flow into storm drains that discharge to the San Gabriel River, a water of the United States.

C. Summary of Existing Requirements and Self-Monitoring Report (SMR) Data

Effluent limitations contained in Order No. R4-2011-0051 for discharges from Discharge Point 001 (Monitoring Location EFF-001) and Discharge Point 002 (Monitoring Location EFF-002) and representative monitoring data from the term of the existing Order are as follows:

Table F-2. Historic Effluent Limitations and Monitoring Data

Parameter	Units	Effluent Limitation		Monitoring Data (From October 2011 – December 2015)	
		Average Monthly	Maximum Daily	Discharge Point 001 (EFF-001)	Discharge Point 002 (EFF-002)
				Highest Daily Discharge	Highest Daily Discharge
pH	Standard Units	6.5 - 8.5 ¹		6.83 - 8.15 ¹	6.75 - 8.17 ¹
Temperature	°F	--	86 ²	67.2	66.9
Biochemical Oxygen Demand 5-day @ 20 deg. C (BOD)	mg/L	--	30	22	25
	lbs/day	--	13	NR	NR
Total Suspended Solids (TSS)	mg/L	--	75	62	52
	lbs/day	--	31	NR	NR
Oil and Grease	mg/L	--	15	8.5	8.5
	lbs/day	--	6.3	NR	NR
Settleable Solids	ml/L	--	0.3	<0.1	<0.1
E. Coli	MPN/100mL	--	--	900 ⁵	26

T
E
N
T
A
T
I
V
E

T
E
N
T
A
T
I
V
E

Parameter	Units	Effluent Limitation		Monitoring Data (From October 2011 – December 2015)	
		Average Monthly	Maximum Daily	Discharge Point 001 (EFF-001)	Discharge Point 002 (EFF-002)
				Highest Daily Discharge	Highest Daily Discharge
Total Dissolved Solids	mg/L	--	750	466	440
	lbs/day	--	310	NR	NR
Nitrite + Nitrate (as N)	mg/L	--	8	6.62	6.78
	lbs/day	--	3.3	NR	NR
Nitrite Nitrogen, Total (as N)	mg/L	--	1	<0.05	<0.05
	lbs/day	--	0.42	NR	NR
Sulfate	mg/L	--	300	75	85
	lbs/day	--	130	NR	NR
Chloride	mg/L	--	150	47	52
	lbs/day	--	63	NR	NR
Boron, Total Recoverable	mg/L	--	1	0.096	0.08
	lbs/day	--	0.42	NR	NR
Phenols	mg/L	--	1	0.01	0.013
	lbs/day	--	0.42	NR	NR
Methyl Tertiary Butyl Ether (MTBE)	µg/L	--	5	<1	<1
	lbs/day	--	0.0021	NR	NR
Tertiary Butyl Alcohol (TBA)	µg/L	--	12	<5	<5
	lbs/day	--	0.0050	NR	NR
Total Petroleum Hydrocarbons (TPH)	µg/L	--	100	<100	<100
	lbs/day	--	0.042	NR	NR
Copper, Total Recoverable	µg/L	--	--	550 ⁶	560 ⁶
	lbs/day	--	--	NR	NR
Lead, Total Recoverable	µg/L	--	166 ³	20	20
	lbs/day	--	0.07	NR	NR
Zinc, Total Recoverable	µg/L	--	--	90	110
	lbs/day	--	--	--	--
Acute Toxicity	% Survival	3		4	4

NR – Not Reported.

¹ Instantaneous minimum and maximum range.

² Instantaneous maximum.

³ The average survival in the undiluted effluent for any three (3) consecutive 96-hour static or continuous flow bioassay test shall be at least 90%, and no single test shall produce less than 70% survival.

⁴ All reported results were 90% survival.

⁵ The second highest detected result was 4 MPN/100mL on February 2, 2014.

⁶ The second highest detected values were 190 µg/L and 170 µg/L at EFF-001 and EFF-002, respectively.

D. Compliance Summary

Data submitted to the Regional Water Board during the period of April 2011 through December 2015 indicated that the Discharger is in compliance with numerical effluent limitations as specified in Order No. R4-2011-0051. On February 14, 2014, the Regional Water Board issued Settlement Offer No. R4-2014-0017 to the Discharger, with a Notice of

Violation (NOV) notifying the Discharger of two effluent limit violations for oil and grease that occurred on January 3, 2011, under Order No. R4-2005-0081, that were found to be serious violations and were subjected to mandatory minimum penalties (MMPs). The Discharger accepted Settlement Offer No. R4-2014-0017 for \$6,000 on March 11, 2014, and the Acceptance and Waiver was executed as a Stipulated Order on April 23, 2014.

During the same period, the Discharger was cited for thirty-eight counts of deficient or late reporting violations, mainly for missing data for various parameters (e.g., flow, temperature, turbidity, TPH; mass emission data were also not reported since flow data were not available). On August 30, 2013, the Regional Water Board issued a Notice of violation (NOV) to the Discharger notifying the Discharger of the reporting violations that occurred in 2011 and 2012 and requiring the Discharger to immediately address these issues. Instances of non-compliance after the NOV issuance are currently being evaluated by the Regional Water Board for appropriate action. The Discharger was last provided notice of a reporting violation on June 30, 2014.

E. Planned Changes

The Discharger does not anticipate any changes during the permit term of this Order.

III. APPLICABLE PLANS, POLICIES, AND REGULATIONS

The requirements contained in this Order are based on the requirements and authorities described in this section.

A. Legal Authorities

This Order serves as WDRs pursuant to article 4, chapter 4, division 7 of the California Water Code (commencing with section 13260). This Order is also issued pursuant to section 402 of the federal Clean Water Act (CWA) and implementing regulations adopted by the U.S. EPA and chapter 5.5, division 7 of the Water Code (commencing with section 13370). It shall serve as an NPDES permit authorizing the Discharger to discharge into waters of the United States at the discharge location described in Table 2 subject to the WDRs in this Order.

B. California Environmental Quality Act (CEQA)

Under Water Code section 13389, this action to adopt an NPDES permit is exempt from the provisions of Chapter 3 of CEQA, (commencing with section 21100) of Division 13 of the Public Resources Code.

T
E
N
T
A
T
I
V
E

C. State and Federal Laws, Regulations, Policies, and Plans

1. Water Quality Control Plan. The Regional Water Board adopted a *Water Quality Control Plan for the Los Angeles Region* (hereinafter Basin Plan) on June 13, 1994, that designates beneficial uses, establishes water quality objectives, and contains implementation programs and policies to achieve those objectives for all waters addressed through the plan. Requirements in this Order implement the Basin Plan. In addition, the Basin Plan implements State Water Board Resolution 88-63, which established state policy that all waters, with certain exceptions, should be considered suitable or potentially suitable for municipal or domestic supply (MUN). Municipal and domestic supply is a potential, not existing, use for the San Gabriel River Reach 3. The Regional Water Board is expected to identify those waters in the Region that should be excepted from the MUN designation. Such exceptions will be proposed under a special Basin Plan Amendment. Until such time, page 2-4 of the Basin Plan specifies that “no new effluent limitations will be placed in Waste Discharge Requirements as a result of these designations until the Regional Water Board adopts this amendment.” Beneficial uses applicable to the San Gabriel River Reach 3 are as follows:

Table F-3. Basin Plan Beneficial Uses

Discharge Point	Receiving Water Name	Beneficial Use(s)
001 and 002	San Gabriel River (Reach 3)	<p><u>Existing:</u> Wildlife Habitat (WILD)</p> <p><u>Intermittent:</u> Ground Water Recharge (GWR); Warm Freshwater Habitat (WARM); Water Contact Recreation (REC-1)¹; and Non-Contact Water Recreation (REC-2)</p> <p><u>Potential:</u> Municipal and Domestic Supply* (MUN*)²</p>

¹ Access prohibited by Los Angeles County Department of Public Works.

² MUN designations are designated under SB 88-63 and RB 89-03. Some designations may be considered for exemption at a later date (See pages 2-3, 4 of the Basin Plan for more details).

Groundwater Recharge (GWR). The San Gabriel River Reach 3 (Whittier Narrow Dam to San Jose Creek) is designated as GWR. Surface water from the San Gabriel River may percolate into the San Gabriel Valley and Central Los Angeles Coastal Plain Groundwater Basin. Since groundwater from the Basins may be used to provide drinking water to the community, the groundwater aquifers should be protected. Therefore, Title 22-based limits and the MCLs were considered during the development of effluent limits included in this Order.

Title 22 of the California Code of Regulations. The California Department of Public Health established primary and secondary maximum contaminant levels (MCLs) for inorganic, organic, and radioactive contaminants in drinking water. These MCLs are codified in Title 22, California Code of Regulations (Title 22). The Basin Plan (Chapter 3) incorporates Title 22 primary MCLs by reference. This incorporation by reference is prospective including future changes to the incorporated provisions as the changes take effect. Title 22 primary MCLs have been used as the bases for effluent limitations in WDRs and NPDES permits to protect the groundwater recharge beneficial use when that receiving groundwater basin is designated as MUN. Also, the Basin Plan specifies that “Ground waters shall not contain taste or odor-producing substances in concentrations

T
E
N
T
A
T
I
V
E

that cause nuisance or adversely affect beneficial uses". Therefore, the secondary MCLs are also considered in this Order to protect groundwater quality.

2. **High Flow Suspension.** On July 10, 2003, the Regional Water Board adopted Resolution No. 2003-010 (High Flow Suspension) to suspend recreational beneficial uses in engineered channels during unsafe weather conditions. The High Flow Suspension became effective on November 2, 2004, for water contact recreational activities associated with the swimmable goal as expressed in the federal Clean Water Act section 101(a)(2) and regulated under the REC-1 use, non-contact water recreation involving incidental water contact regulated under the REC-2 use, and associated bacteriological objectives set to protect those activities. Water quality objectives set to protect other recreational uses associated with the fishable goal as expressed in the federal CWA section 101(a)(2) and regulated under the REC-1 use, and other REC-2 uses (e.g., uses involving the aesthetic aspects of water) shall remain in effect at all times for water bodies to which the High Flow Suspension applies on days with rainfall greater than or equal to one-half inch and the 24 hours following the end of the one half inch or greater rain event. The High Flow Suspension is applicable to the San Gabriel River Reach 3 (Whittier Narrows Dam to San Jose Creek).
3. **Thermal Plan.** The State Water Board adopted the Water Quality Control Plan for Control of Temperature in the Coastal and Interstate Waters and Enclosed Bays and Estuaries of California (Thermal Plan) on January 7, 1971, and amended this plan on September 18, 1975. This plan contains temperature objectives for surface waters. Requirements of this Order implement the Thermal Plan. Additionally, a white paper was developed by Regional Water Board staff entitled *Temperature and Dissolved Oxygen Impacts on Biota in Tidal Estuaries and Enclosed Bays in the Los Angeles Region*. The white paper evaluated the optimum temperatures for steelhead, topsmelt, ghost shrimp, brown rock crab, jackknife clam, and blue mussel. A maximum effluent temperature limitation of 86°F was determined to be appropriate for protection of aquatic life and it is consistent with the maximum temperature limitation of 86°F for thermal waste discharges to the estuaries in the Thermal Plan. Therefore, a maximum temperature effluent limitation of 86°F is included in this Order.
4. **National Toxics Rule (NTR) and California Toxics Rule (CTR).** U.S. EPA adopted the NTR on December 22, 1992, and later amended it on May 4, 1995, and November 9, 1999. About forty criteria in the NTR applied in California. On May 18, 2000, U.S. EPA adopted the CTR. The CTR promulgated new toxics criteria for California and, in addition, incorporated the previously adopted NTR criteria that were applicable in the state. The CTR was amended on February 13, 2001. These rules contain federal water quality criteria for priority pollutants.
5. **State Implementation Policy.** On March 2, 2000, the State Water Board adopted the *Policy for Implementation of Toxics Standards for Inland Surface Waters, Enclosed Bays, and Estuaries of California* (State Implementation Policy or SIP). The SIP became effective on April 28, 2000, with respect to the priority pollutant criteria promulgated for California by the U.S. EPA through the NTR and to the priority pollutant objectives established by the Regional Water Board in the Basin Plan. The SIP became effective on May 18, 2000, with respect to the priority pollutant criteria promulgated by the U.S. EPA through the CTR. The State Water Board adopted amendments to the SIP on February 24, 2005, that became effective on July 13, 2005. The SIP establishes implementation provisions for priority pollutant criteria and objectives and provisions for chronic toxicity control. Requirements of this Order implement the SIP.

T
E
N
T
A
T
I
V
E

6. **Antidegradation Policy.** Federal regulation 40 C.F.R. section 131.12 requires that the state water quality standards include an antidegradation policy consistent with the federal policy. The State Water Board established California’s antidegradation policy in State Water Board Resolution 68-16 (“Statement of Policy with Respect to Maintaining High Quality of Waters in California”). Resolution 68-16 is deemed to incorporate the federal antidegradation policy where the federal policy applies under federal law. Resolution 68-16 requires that existing water quality be maintained unless degradation is justified based on specific findings. The Regional Water Board’s Basin Plan implements, and incorporates by reference, both the State and federal antidegradation policies. The permitted discharge must be consistent with the antidegradation provision of 40 C.F.R. section 131.12 and State Water Board Resolution 68-16.
7. **Anti-Backsliding Requirements.** Sections 402(o) and 303(d)(4) of the CWA and federal regulations at 40 C.F.R. section 122.44(l) restrict backsliding in NPDES permits. These anti-backsliding provisions require that effluent limitations in a reissued permit must be as stringent as those in the previous permit, with some exceptions in which limitations may be relaxed.
8. **Endangered Species Act Requirements.** This Order does not authorize any act that results in the taking of a threatened or endangered species or any act that is now prohibited, or becomes prohibited in the future, under either the California Endangered Species Act (Fish and Game Code, §§ 2050 to 2097) or the Federal Endangered Species Act (16 U.S.C.A. §§ 1531 to 1544). This Order requires compliance with effluent limits, receiving water limits, and other requirements to protect the beneficial uses of waters of the state, including protecting rare, threatened, or endangered species. The discharger is responsible for meeting all requirements of the applicable Endangered Species Act.
9. **Part 1 Trash Provisions Requirements.** The State Water Board adopted “*Amendment to the Ocean Plan and Part I Trash Provisions of the Water Quality Control Plan for Inland Surface Waters, Enclosed Bays, and Estuaries of California*” (Trash Amendments) through Resolution 2015-0019, which was approved by OAL on December 2, 2015 and became effective upon U.S. EPA approval on January 12, 2016. The Trash Amendments apply to all surface waters of the State, with the exception of those waters within the jurisdiction of the Los Angeles Regional Water Board where trash or debris TMDLs are in effect prior to the effective date of the Trash Amendments. The discharge described in this Order may be subjected to the Trash Provisions as there are currently no Trash TMDLs for the San Gabriel River Reach 3. The Trash Amendments established a narrative water quality objective for trash and a prohibition on the discharge of trash, with specific implementation provisions for Dischargers permitted pursuant to CWA section 402(p), including the MS4, Caltrans, Industrial General Permit, and the Construction General Permit; no specific implementation provisions were prescribed for individual industrial permittees. In addition, the Trash Provisions prescribed specific monitoring and reporting requirements for MS4 and Caltrans permittees only; it stated that Dischargers under the Industrial General Permit and the Construction General Permit are required to report the measures used to comply with the Trash Provisions, with no detail monitoring and reporting provisions. No references were made to the monitoring and reporting requirements for individual industrial permits.

This Order implements the requirements of the Trash Provisions through the prohibition of trash discharges to the NPDES discharge points. The Trash Provisions did not prescribe specific monitoring and reporting requirements applicable to the Discharger; as such, consistent with the monitoring and reporting requirements for dischargers under the Industrial General Permit (due to similarity of the type of discharge, as the Facility’s

T
E
N
T
A
T
I
V
E

discharge consists of storm water only from an industrial site), this Order requires the Discharger to develop and implement a Storm Water Pollution Prevention Plan (SWPPP), which shall include specific BMPs used as storm water control measures that the Discharger will undertake to prevent the discharge of trash from the Facility to the San Gabriel River Watershed. The Discharger is required to detail and submit to the Regional Water Board annually (through their annual SWPPP submittal) specific BMPs (storm water control measures) employed to control and prohibit the discharge of trash and other pollutants from the Facility through the NPDES discharge points to satisfy the monitoring and reporting requirement of the Trash Provisions.

D. Impaired Water Bodies on the CWA section 303(d) List

Section 303(d) of the CWA requires states to identify specific water bodies where water quality standards are not expected to be met after implementation of technology-based effluent limitations on point sources. For all CWA section 303(d)-listed water bodies and pollutants, the Regional Water Board plans to develop and adopt total maximum daily loads (TMDLs) that will specify wasteload allocations (WLAs) for point sources and load allocations (LAs) for non-point sources, as appropriate.

The U.S. EPA approved the State's 2012 303(d) list of impaired water bodies on June 26, 2015. Certain receiving waters in the Los Angeles and Ventura County watersheds do not fully support beneficial uses and therefore have been classified as impaired on the 303(d) List of Water Quality Limited Segments (hereinafter 303(d) list) and have been scheduled for TMDL development. The Facility discharges into San Gabriel River Reach 3. The 2012 State Water Board's California 303(d) List classifies the San Gabriel River Reach 3 as impaired. The pollutant of concern in the Reach is indicator bacteria. The inclusion of the San Gabriel River Reach 3 on the 2012 303(d) list documents the waterbody's lack of assimilative capacity for the pollutant of concern. Total Maximum Daily Loads (TMDLs) are developed for pollutants of concern to facilitate the waterbody's recovery of its ability to fully support its beneficial uses. The indicator bacteria TMDL is scheduled for completion in 2021.

1. San Gabriel River Metals TMDL. U.S. EPA established the *TMDL for Metals and Selenium for the San Gabriel River and Impaired Tributaries*, which became effective on March 26, 2007. The Regional Water Board adopted the *Implementation Plan for the Total Maximum Daily Loads for Metals and Selenium in the San Gabriel River and Impaired Tributaries* (San Gabriel River Metals TMDL Implementation Plan) on June 6, 2013, through Resolution No. R13-004, which was approved by the State Water Board and the OAL on March 4, 2014, and October 13, 2014, respectively, and became effective on October 13, 2014. The TMDL includes dry-weather WLAs for copper in the San Gabriel River Estuary and for selenium in San Jose Creek Reach 1. The TMDL also includes wet-weather WLAs for lead in San Gabriel River Reach 2 and for copper, lead, and zinc in Coyote Creek. The TMDL states that "wet-weather allocations are assigned to all upstream reaches and tributaries of the San Gabriel River Reach 2 and Coyote Creek because they potentially drain to these impaired reaches during wet-weather". Therefore, as the discharge enters the San Gabriel River upstream to the San Gabriel River Reach 2, the wet-weather WLA for lead for San Gabriel River Reach 2 is applicable to the discharge. For San Gabriel River Reach 2, the TMDL stated that wet-weather WLAs apply when the maximum daily flow in the river is equal to or greater than 260 cubic feet per second (cfs) as measured at USGS station 11085000, located at the bottom of Reach 3 just above the Whittier Narrows Dam. However, USGS station 11085000 is actually located below Santa Fe Dam in Baldwin Park as indicated in the USGS database. The USGS flow gauging station above Whittier Narrows Dam in Reach 3 is 11087020. Therefore, for flow monitoring purpose, and for determination of wet and dry weather flow conditions in this Order, USGS station 11087020 will be used. This Order

T
E
N
T
A
T
I
V
E

includes effluent limitations for lead in wet weather based on the San Gabriel River Metals TMDL and consistent with the San Gabriel River Metals TMDL Implementation Plan.

E. Harbor Toxics TMDL

The Regional Water Board adopted Resolution No. R11-008 on May 5, 2011, that amended the Basin Plan to incorporate the *TMDL for Toxic Pollutants in Dominguez Channel and Greater Los Angeles and Long Beach Harbor Waters* (Harbor Toxics TMDL). The Harbor Toxics TMDL was approved by the State Water Board on February 7, 2012, the OAL on March 21, 2012, and the USEPA on March 23, 2012. The Harbor Toxics TMDL contains requirements applicable to this discharge. Therefore, this Order contains monitoring requirements based on the TMDL.

Responsible parties identified in the San Gabriel Metals TMDL and its Implementation Plan are responsible for conducting water and sediment monitoring at the mouth of the San Gabriel River to determine the river's contribution to impairments in the Greater Harbor waters. The Discharger shall join a group already formed or develop a site specific monitoring plan. The following components shall be included in the monitoring plan.

1. Water Column Monitoring

Water samples and total suspended solids samples shall be collected at one site during two wet weather events and one dry weather event each year. The first large storm event of the season shall be included as one of the wet weather monitoring events. Water samples and total suspended solid samples shall be analyzed for metals, DDT, PCBs, and PAHs. Sampling shall be designed to collect sufficient volumes of suspended solids to allow for analysis of the listed pollutants in the bulk sediment. General water chemistry (temperature, dissolved oxygen, pH, and electrical conductivity) and a flow measurement shall be required at each sampling event. General chemistry measurements may be taken in the laboratory immediately following sample collection if auto samplers are used for sample collection or if weather conditions are unsuitable for field measurements.

2. Sediment Monitoring

For sediment chemistry, sediment samples shall be collected at one site every two years for analysis of general sediment quality constituents and the full chemical suite as specified in State Water Quality Control Plan for Enclosed Bays and Estuaries – Part 1 Sediment Quality (SQO Part 1). All samples shall be collected in accordance with SWAMP protocols. The details of the Monitoring Program including sampling location and all methods shall be specified in the Monitoring and Reporting Program (MRP). The proposed MRP will be reviewed by the Regional Board and the public. After required updates are implemented then the MRP will be approved by the Executive Officer.

3. Quality Assurance Project Plan

The Quality Assurance Project Plan (QAPP) shall describe the project objectives and organization, functional activities, and quality assurance/quality control protocols for the water and sediment monitoring. The QAPP shall include protocols for sample collection, standard analytical procedures, and laboratory certification. All samples shall be collected in accordance with Surface Water Ambient Monitoring Program (SWAMP) protocols.

The details of the Monitoring Program including sampling location and all methods shall be specified in the Monitoring and Reporting Program (MRP). The MRP will be reviewed by the Regional Board and the public. After required updates are implemented then the MRP will be approved by the Executive Officer.

T
E
N
T
A
T
I
V
E

IV. RATIONALE FOR EFFLUENT LIMITATIONS AND DISCHARGE SPECIFICATIONS

The CWA requires point source dischargers to control the amount of conventional, non-conventional, and toxic pollutants that are discharged into the waters of the United States. The control of pollutants discharged is established through effluent limitations and other requirements in NPDES permits. There are two principal bases for effluent limitations in the Code of Federal Regulations: 40 C.F.R. section 122.44(a) requires that permits include applicable technology-based limitations and standards; and 40 C.F.R. section 122.44(d) requires that permits include water quality-based effluent limitations (WQBELs) to attain and maintain applicable numeric and narrative water quality criteria to protect the beneficial uses of the receiving water.

Discharges from the Facility consist of storm water runoff from the catering commissary and office buildings, an ice tower, and areas for catering truck parking and catering truck and equipment washdown. Order No. R4-2011-0051 established effluent limitations for a number of pollutants believed to be present in the discharge of storm water from the Facility, based on a review of the nature of operations at the Facility (food truck washing at an open parking lot). Storm water runoff from the parking lot and truck washdown areas could pick up solids, oil and grease, total petroleum hydrocarbons (TPH), phenols, methyl tertiary butyl ether (MTBE), methylene blue active substances (MBAS), E. coli, and tertiary butyl alcohol (TBA), and constituents contributing to biochemical oxygen demand (BOD); therefore, these pollutants are considered pollutants of concern for discharges from the Facility. Effluent limitations in Order No. R4-2011-0051 were established for pH, temperature, total dissolved solids, total nitrite plus nitrate, nitrite, sulfate, chloride, boron, acute toxicity, BOD₅, total suspended solids, oil and grease, settleable solids, phenols, lead, total petroleum hydrocarbons (TPH), tertiary butyl alcohol (TBA), and methyl tertiary butyl ether (MTBE). Pollutants of concerns were also identified based on the Facility's past monitoring history, impairments of the receiving water as identified by the State's 2012 303(d) list, and waste load allocations as established in applicable TMDLs for the receiving water.

Pursuant to 40 CFR §122.45(d), permit limitations for continuous discharges shall be expressed, unless impracticable, as both average monthly effluent limitations (AMELs) and maximum daily effluent limitations (MDELs). As previously stated, discharges from the Facility are intermittent and comprised of storm water only. Therefore, AMELs are not applicable for the discharge and only MDELs have been established in this Order.

Generally, mass-based effluent limitations ensure that proper treatment, and not dilution, is employed to comply with the final effluent concentration limitations. Section 122.45(f)(1) requires that all permit limitations, standards or prohibitions be expressed in terms of mass units except under the following conditions: (1) for pH, temperature, radiation or other pollutants that cannot appropriately be expressed by mass limitations; (2) when applicable standards or limitations are expressed in terms of other units of measure; or (3) if in establishing technology-based permit limitations on a case-by-case basis limitations based on mass are infeasible because the mass or pollutant cannot be related to a measure of production. The limitations, however, must ensure that dilution will not be used as a substitute for treatment.

A. Discharge Prohibitions

The discharge prohibitions are based on the requirements of the Basin Plan, State Water Board's plans and policies, the Water Code, previous permit provisions, and are consistent with the requirements set for other discharges to the San Gabriel River that are regulated by NPDES permits.

T
E
N
T
A
T
I
V
E

B. Technology-Based Effluent Limitations

1. Scope and Authority

Section 301(b) of the CWA and implementing U.S. EPA permit regulations at 40 C.F.R. section 122.44 require that permits include conditions meeting applicable technology-based requirements at a minimum, and any more stringent effluent limitations necessary to meet applicable water quality standards. The discharge authorized by this Order must meet minimum federal technology-based requirements based on Best Professional Judgment (BPJ) in accordance with 40 C.F.R. section 125.3.

The CWA requires that technology-based effluent limitations be established based on several levels of controls:

- a. Best practicable treatment control technology (BPT) represents the average of the best existing performance by well-operated facilities within an industrial category or subcategory. BPT standards apply to toxic, conventional, and non-conventional pollutants.
- b. Best available technology economically achievable (BAT) represents the best existing performance of treatment technologies that are economically achievable within an industrial point source category. BAT standards apply to toxic and non-conventional pollutants.
- a. Best conventional pollutant control technology (BCT) represents the control from existing industrial point sources of conventional pollutants including BOD, TSS, fecal coliform, pH, and oil and grease. The BCT standard is established after considering a two-part reasonableness test. The first test compares the relationship between the costs of attaining a reduction in effluent discharge and the resulting benefits. The second test examines the cost and level of reduction of pollutants from the discharge from publicly owned treatment works to the cost and level of reduction of such pollutants from a class or category of industrial sources. Effluent limitations must be reasonable under both tests.
- c. New source performance standards (NSPS) represent the best available demonstrated control technology standards. The intent of NSPS guidelines is to set limitations that represent state-of-the-art treatment technology for new sources.

The CWA requires U.S. EPA to develop effluent limitations, guidelines and standards (ELGs) representing application of BPT, BAT, BCT, and NSPS. Section 402(a)(1) of the CWA and 40 C.F.R. section 125.3 authorize the use of best professional judgment (BPJ) to derive technology-based effluent limitations on a case-by-case basis where ELGs are not available for certain industrial categories and/or pollutants of concern. Where BPJ is used, the Regional Water Board must consider specific factors outlined in 40 C.F.R. section 125.3.

2. Applicable Technology-Based Effluent Limitations

Federal ELGs have not been developed for storm water from food preparation facilities. Pursuant to section 122.44(k), the prior Order required the Discharger to develop, implement, and submit a Storm Water Pollution Prevention Plan (SWPPP). This Order will continue to require the Discharger to update and implement, consistent with the prior Order requirements, a SWPPP to outline site-specific management processes for minimizing storm water runoff contamination and for preventing contaminated storm water runoff from being discharged directly into the storm drain or receiving water. At a minimum, the management practices should ensure that trash are not entrained in storm water discharges, and unauthorized non-storm water discharges do not occur at the

T
E
N
T
A
T
I
V
E

Facility. The SWPPP shall outline management practices to eliminate the discharge of trash entrained in storm water discharged from the Facility, which may enter the surface water of the State and U.S.

The combination of a SWPPP and permit limitations based on past performance and reflecting BPJ will serve as the equivalent of technology based effluent limitations, in the absence of established ELGs, in order to carry out the purposes and intent of the CWA.

The technology-based requirements in this Order are based on case-by-case numeric limitations developed using BPJ in accordance with 40 C.F.R. section 125.3. Technology-based effluent limitations were established in Order No. R4-2011-0051 for total suspended solids, oil and grease, settleable solids, phenols, total petroleum hydrocarbons (TPH), tertiary butyl alcohol (TBA), and methyl tertiary butyl ether (MTBE) at Discharge Points 001 and 002. Pursuant to federal antibacksliding requirements, this Order retains effluent limitations for the above except TBA, MTBE, and phenols. The limitations for these pollutants are consistent with technology-based effluent limitations (TBEL) included in other Orders within the State for similar types of discharges and are not expected to require additional equipment as these limitations are retained from the prior Order. The Regional Water Board considered other relevant factors pursuant to 40 C.F.R. section 125.3, and for the reasons described below with respect to the removal of TBELs for TBA, MTBE, and phenols, concluded that the limitations are appropriate.

The effluent limitations for MTBE, TBA, and phenols were inherited from historical Orders for the Discharger and are no longer applicable. Order No. R4-2011-0051 included these limitations as there were no historical data to assess the level of these pollutants in the discharge. Recent effluent monitoring results during the term of Order No. R4-2011-0051 collected by the Discharger consistently showed non-detected levels for MTBE and TBA; phenols were detected two times out of fifty results, both of which were less than the effluent limitations included in Order No. R4-2011-0051. Therefore, removing these effluent limitations is appropriate and this action complies with the exception to the antibacksliding requirements because of the availability of new information (monitoring data) that was not available at the time when Order No. R4-2011-0051 was adopted. The Discharger is required to monitor MTBE, TBA, and phenols in future discharges as stated in the MRP.

Table F-4. Summary of Technology-based Effluent Limitations – Discharge Points 001 and 002

Parameter	Units	Maximum Daily Effluent Limitations	
		Discharge Point 001	Discharge Point 002
Biochemical Oxygen Demand (BOD) (5-day @ 20°C)	mg/L	30	30
	lbs/day ¹	6.3	6.3
Total Suspended Solids (TSS)	mg/L	75	75
	lbs/day ¹	16	16
Oil and Grease	mg/L	15	15
	lbs/day ¹	3.1	3.1
Settleable Solids	ml/L	0.3	0.3
Total Petroleum Hydrocarbons (TPH) ²	µg/L	100	100
	lbs/day ¹	0.021	0.021

¹ The mass emission rates are based on the storm water flow rate of 0.025 MGD at each Discharge Point, and are calculated as follows:

$$\text{Flow (MGD)} \times \text{Concentration (mg/L)} \times 8.34 \text{ (conversion factor)} = \text{lbs/day.}$$

T
E
N
T
A
T
I
V
E

² TPH equals the sum of TPH gasoline (C₄-C₁₂), TPH diesel (C₁₃-C₂₂), and TPH waste oil (C₂₃₊).

C. Water Quality-Based Effluent Limitations (WQBELs)

1. Scope and Authority

CWA section 301(b) and 40 C.F.R. section 122.44(d) require that permits include limitations more stringent than applicable federal technology-based requirements where necessary to achieve applicable water quality standards.

40 C.F.R. section 122.44(d)(1)(i) requires that permits include effluent limitations for all pollutants that are or may be discharged at levels that have the reasonable potential to cause or contribute to an exceedance of a water quality standard, including numeric and narrative objectives within a standard. Where reasonable potential has been established for a pollutant, but there is no numeric criterion or objective for the pollutant, WQBEL's must be established using: (1) U.S. EPA criteria guidance under CWA section 304(a), supplemented where necessary by other relevant information; (2) an indicator parameter for the pollutant of concern; or (3) a calculated numeric water quality criterion, such as a proposed state criterion or policy interpreting the state's narrative criterion, supplemented with other relevant information, as provided in section 122.44(d)(1)(vi). WQBELs must also be consistent with the assumption and requirements of TMDL WLAs approved by U.S. EPA.

The process for determining reasonable potential and calculating WQBELs when necessary is intended to protect the designated uses of the receiving water as specified in the Basin Plan, and achieve applicable water quality objectives and criteria that are contained in other state plans and policies, or any applicable water quality criteria contained in the CTR and NTR.

The specific procedures for determining reasonable potential for discharges from the Facility, and if necessary for calculating WQBELs, are contained in the U.S. EPA Technical Support Document for Water Quality-Based Toxics Control (TSD) for storm water discharges and in the SIP for non-storm water discharges. The TSD in section 3.3.8 in the first paragraph on page 64 states: "*The statistical approach shown in Box 3-2 or an analogous approach developed by a regulatory authority can be used to determine the reasonable potential.*" The Regional Water Board has determined the procedures for determining reasonable potential and calculating WQBELs contained in the SIP for non-storm water discharges may be used to evaluate reasonable potential and calculate WQBELs for storm water discharges as well. Hence, for this Order, the Regional Water Board has used the SIP methodology to evaluate reasonable potential for discharges through Discharge Points 001 and 002.

2. Applicable Beneficial Uses, Water Quality Criteria, and Objectives

As noted in section III of the Fact Sheet, the Regional Water Board adopted a Basin Plan that designates beneficial uses, establishes water quality objectives, and contains implementation programs and policies to achieve those objectives for all waters addressed through the Basin Plan. The beneficial uses applicable to the San Gabriel River are summarized in section III.C.1 of this Fact Sheet. The Basin Plan includes both narrative and numeric water quality objectives applicable to the receiving water.

Priority pollutant water quality criteria in the CTR are applicable to the San Gabriel River. The CTR contains both saltwater and freshwater criteria. Because a distinct separation generally does not exist between freshwater and saltwater aquatic communities, the following apply, in accordance with section 131.38(c)(3); freshwater criteria apply at

T
E
N
T
A
T
I
V
E

salinities of 1 part per thousand (ppt) and below at locations where this occurs 95 percent or more of the time. The Regional Water Board has determined that freshwater criteria applies to the San Gabriel River Reach 3.

In addition, the San Gabriel River Reach 3 has a potential municipal and domestic supply (MUN) and an intermittent ground water recharge (GWR) beneficial uses. The San Gabriel Valley and Central Los Angeles Coastal Plain Groundwater Basin (underlying groundwater basin) has a MUN beneficial use. Therefore, Title 22-based Maximum Contaminant Levels (MCLs) were also considered to protect the MUN beneficial use of the groundwater basin. The CTR criteria for freshwater or human health for consumption of organisms, or the applicable CCR Title 22 MCLs as listed in the Basin Plan, whichever is more stringent, are used to prescribe the effluent limitations in this Order to protect the beneficial uses of San Gabriel River Reach 3, a water of the United States.

Order No. R4-2011-0051 did not require receiving water priority pollutants or hardness monitoring requirements. Therefore, this Order uses the ambient receiving monitoring data submitted by the Los Angeles County Sanitation Districts (LACSD) San Jose Creek Water Reclamation Facility (NPDES CA0053911) for the RPA, collected upstream of the Royal Catering Facility in the San Gabriel River Reach 3.

Table F-5 summarizes the applicable water quality criteria and objectives for priority pollutants with effluent limits in Order No. R4-2011-0051, or were reported in detectable concentrations historically in the discharge effluent at EFF-001 or receiving water. These criteria were used in conducting the RPA used in this Order. A hardness value of 266 mg/L as CaCO₃ was used for the reasonable potential analysis based on the median of the receiving water hardness values as reported by the LACSD San Jose Creek Water Reclamation Facility (NPDES CA0053911) during the term of Order No. R4-2011-0051, since there are no receiving water monitoring data conducted by the Discharger as explained above. A wet weather lead effluent limit is included in this Order because of the TMDL, which uses a hardness value 175 mg/L as CaCO₃. No reasonable potential analysis was performed in Order No. R4-2011-0051 due to a lack of effluent and receiving water monitoring data at the time of adoption of Order No. R4-2011-0051.

Table F-5. Applicable Water Quality Criteria

CTR No.	Constituent	Selected Criteria	CTR/NTR Water Quality Criteria			Maximum Contaminant Level
			Freshwater		Human Health for Consumption of:	
			Acute	Chronic		
			µg/L	µg/L	µg/L	
1	Antimony	6	--	--	4,300	6
2	Arsenic	10	340	150	--	10
3	Beryllium	4	--	--	--	4
4	Cadmium	5	14	5.3	--	5
5a	Chromium (III)	50	3864	461	--	50
5b	Chromium (VI)	10	16	11	--	10
6	Copper, Total Recoverable	22	35	22	--	1000
7	Lead, Total Recoverable	11	283	11	--	--
8	Mercury, Total Recoverable	0.051	--	--	0.051	2
9	Nickel, Total Recoverable	100	1072	119	4,600	100

T
E
N
T
A
T
I
V
E

CTR No.	Constituent	Selected Criteria	CTR/NTR Water Quality Criteria			Maximum Contaminant Level
			Freshwater		Human Health for Consumption of: Organisms only	
			Acute	Chronic		
			µg/L	µg/L	µg/L	
10	Selenium, Total Recoverable	5	20	5	--	50
11	Silver, Total Recoverable	22	22	--	--	100
12	Thallium, Total Recoverable	2	--	--	6.3	2
13	Zinc, Total Recoverable	274	274	274	--	5000
14	Cyanide, Total (as CN)	5.2	22	5.2	220,000	150
16	2,3,7,8-TCDD (Dioxin)	1.4 x 10 ⁻⁸	--	--	1.4 x 10 ⁻⁸	3.0 x 10 ⁻⁸
20	Bromoform	360	--	--	360	--
23	Chlorodibromomethane	34	--	--	34	--
26	Chloroform	--	--	--	--	--
27	Dichlorobromomethane	46	--	--	46	--
36	Methylene Chloride	1,600	--	--	1,600	--
39	Toluene	150	--	--	200,000	150
54	Phenol	4.6 x 10 ⁶	--	--	4.6 x 10 ⁶	--
55	2,4,6-Trichlorophenol	6.5	--	--	6.5	--
61	Benzo(a)Pyrene	0.049	--	--	0.049	0.2
62	Benzo(b)Fluoranthene	0.049	--	--	0.049	--
64	Benzo(k)Fluoranthene	0.049	--	--	0.049	--
68	Bis (2-Ethylhexyl) Phthalate	5.9	--	--	5.9	--
73	Chrysene	0.049	--	--	0.049	--
74	Dibenzo(a,h)Anthracene	0.049	--	--	0.049	--
92	Indeno(1,2,3-cd)Pyrene	0.049	--	--	0.049	--

San Gabriel River Metals TMDL. The TMDL establishes wet-weather lead WLAs for individual NPDES dischargers to San Gabriel River Reach 2. The TMDL states that “wet-weather allocations are assigned to all upstream reaches and tributaries of the San Gabriel River Reach 2 and Coyote Creek because they potentially drain to these impaired reaches during wet-weather”. Therefore, as the discharge enters the San Gabriel River upstream to the San Gabriel River Reach 2, the wet-weather WLA for lead in San Gabriel River Reach 2 is applicable to the discharge. The TMDL Implementation Plan states that permit writers may translate applicable WLAs into effluent limitations for the major, minor, and general NPDES permits by applying the effluent limitation procedures in Section 1.4 of the SIP or other applicable engineering practices authorized under federal regulations. This Order includes wet weather effluent limitations for lead based on the WLAs contained in the San Gabriel River Metals TMDL and applying the procedures in Section 1.4 of the SIP.

Table F-6 summarizes the applicable wet weather WLA for lead contained in the San Gabriel Metals TMDL.

T
E
N
T
A
T
I
V
E

Table F-6. San Gabriel River Metals TMDL WLA Applicable to Discharge Points 001 and 002

Constituents	Units	WLA	
		Dry Weather	Wet Weather
Lead, Total Recoverable ¹	µg/L	--	166

1. Lead target dependent on water hardness; the WLA was developed based on median hardness values from Los Angeles County Department of Public Works storm water data of 175 mg/L as CaCO₃ as included in the San Gabriel River Metals TMDL.

3. Determining the Need for WQBELs

In accordance with Section 1.3 of the SIP, the Regional Water Board conducts a reasonable potential analysis (RPA) for each priority pollutant with an applicable criterion or objective to determine if a WQBEL is required in the permit. The Regional Water Board analyzes effluent and receiving water data and identifies the maximum observed effluent concentration (MEC) and maximum background concentration (B) in the receiving water for each constituent. To determine reasonable potential, the MEC and the B are then compared with the applicable water quality objectives (C) outlined in the CTR, NTR, as well as the Basin Plan. For all pollutants that have a reasonable potential to cause or contribute to an excursion above a state water quality standard, numeric WQBELs are required.

Section 1.3 of the SIP provides the procedures for determining reasonable potential to exceed applicable water quality criteria and objectives. The SIP specifies three triggers to complete a RPA:

- i. Trigger 1 – if $MEC \geq C$, a limit is needed.
- ii. Trigger 2 – If the background concentration $B > C$ and the pollutant is detected in the effluent, a limit is needed.
- iii. Trigger 3 – If other related information such as CWA 303(d) listing for a pollutant, discharge type, compliance history, or other applicable factors indicate that a WQBEL is required.

Sufficient effluent and receiving water data are needed to conduct a complete RPA. If data are not sufficient, the Discharger will be required to gather the appropriate data for the Regional Water Board to conduct the RPA. Upon review of the data, and if the Regional Water Board determines that WQBELs are needed to protect the beneficial uses, the permit will be reopened for appropriate modification. Due to the similarity of the storm water discharges from areas at the Facility that discharge to Discharge Points 001 and 002 (i.e., both Discharge Points drain storm water from catering truck wash areas and parking lots and there is no clear definition of the drainage areas for the two Discharge Points), the RPA was performed using the combined available priority pollutant data collected by the Discharger at Monitoring Locations EFF-001 and EFF-002 from November 2014 through December 2015. Receiving water data collected by the Los Angeles County Sanitation Districts San Jose Creek Water Reclamation Facility (NPDES CA0053911) from February 2011 through August 2015, at a location upstream of the storm drain where Facility discharge reaches the San Gabriel River, were also considered.

Additionally, the Regional Water Board developed wet weather WQBELs for lead based on the wet weather lead WLA under the San Gabriel River Metals TMDL. The effluent limitations for lead were established for wet weather discharges regardless of whether or not there is reasonable potential for it to be present in the discharge at levels that would

T
E
N
T
A
T
I
V
E

cause or contribute to a violation of water quality standards. The Regional Water Board developed WQBELs for lead pursuant to 40 C.F.R. section 122.44(d)(1)(vii), which does not require or contemplate a reasonable potential analysis.

Table F-7. Summary Reasonable Potential Analysis – Discharge Points 001 and 002

CTR No.	Constituent	Applicable Water Quality Criteria (C)	Max Effluent Conc. (MEC)	Maximum Detected Receiving Water Conc. (B)	RPA Result - Need Limit?	Reason ¹
1	Antimony	6	ND	0.78	No	Effluent ND, B≤C ³
2	Arsenic	10	ND	4.81	No	Effluent ND, B≤C ³
3	Beryllium	4	ND	0.02	No	Effluent ND, B≤C ³
4	Cadmium	5	ND	0.31	No	Effluent ND, B≤C ³
5a	Chromium (III)	50	ND	1.8	No	MEC<C, B≤C
5b	Chromium (VI)	10	5.66	2.17	No	MEC<C, B≤C
6	Copper, Total Recoverable	22	160	16.6	Yes	MEC≥C
7	Lead, Total Recoverable (dry weather)	11	20	7.41	Yes	MEC≥C
7	Lead, Total Recoverable (Wet Weather)	166	20	7.41	Yes	TMDL ²
8	Mercury, Total Recoverable	0.051	ND	0.03	No	Effluent ND, B≤C ³
9	Nickel, Total Recoverable	100	ND	4.77	No	MEC<C, B≤C
10	Selenium, Total Recoverable	5	ND	2.34	No	Effluent ND, B≤C ³
11	Silver, Total Recoverable	22	ND	0.07	No	MEC<C, B≤C
12	Thallium, Total Recoverable	2	ND	0.01	No	Effluent ND, B≤C ³
13	Zinc, Total Recoverable	274	110	119	No	MEC<C, B≤C
14	Cyanide, Total	5.2	ND	4.58	No	Effluent ND, B≤C ³
16	2,3,7,8-TCDD	1.4 x 10 ⁻⁸	ND	2.2 x 10 ⁻⁶	No	Effluent ND, B≤C ³
20	Bromoform	360	ND	0.31	No	MEC<C, B≤C
23	Chlorodibromomethane	34	3	3.2	No	MEC<C, B≤C
26	Chloroform	--	3	19.9	No	MEC<C, B≤C
27	Dichlorobromomethane	46	3	9	No	MEC<C, B≤C
36	Methylene Chloride	1,600	ND	0.59	No	Effluent ND, B≤C ³
39	Toluene	150	ND	1	No	MEC<C, B≤C

T
E
N
T
A
T
I
V
E

CTR No.	Constituent	Applicable Water Quality Criteria (C)	Max Effluent Conc. (MEC)	Maximum Detected Receiving Water Conc. (B)	RPA Result - Need Limit?	Reason ¹
54	Phenol	4.6 x 10 ⁶	ND	1.5	No	MEC<C, B≤C
55	2,4,6-Trichlorophenol	6.5	ND	0.33	No	MEC<C, B≤C
61	Benzo(a)Pyrene	0.049	ND	0.012	No	Effluent ND, B≤C ³
62	Benzo(b)Fluoranthene	0.049	ND	0.013	No	Effluent ND, B≤C ³
64	Benzo(k)Fluoranthene	0.049	ND	0.026	No	Effluent ND, B≤C ³
68	Bis (2-Ethylhexyl) Phthalate	5.9	ND	0.27	No	Effluent ND, B≤C ³
73	Chrysene	0.049	ND	0.022	No	Effluent ND, B≤C ³
74	Dibenzo(a,h)Anthracene	0.049	ND	0.067	No	Effluent ND, B≤C ³
92	Indeno(1,2,3-cd)Pyrene	0.049	ND	0.034	No	Effluent ND, B≤C ³

1. ND = non-detect; B= background level; C= criteria; MEC = maximum effluent concentration
2. A wet weather limitation is required for this constituent to implement the San Gabriel River Metals TMDL.
3. Insufficient information is available to determine RPA for the parameter as the method detection level (MDL) used in the laboratory analyses were not sufficiently sensitive (as per 40 C.F.R. section 122.44(i)(1)(iv)) enough to produce a result comparable to the parameter's applicable water quality criteria.

4. WQBEL Calculations

- a. If a reasonable potential exists to exceed applicable water quality criteria or objectives, then a WQBEL must be established in accordance with one or more of the three procedures contained in section 1.4 of the SIP. These procedures include:
 - i. If applicable and available, use the WLA established as part of a TMDL.
 - ii. Use of a steady-state model to derive maximum daily effluent limitations (MDELs) and average monthly effluent limitations (AMELs).
 - iii. Where sufficient effluent and receiving water data exist, use of a dynamic model, which has been approved by the Regional Water Board.
- b. The wet-weather WQBEL for lead is based on the final wet-weather WLA established in the San Gabriel River Metals TMDL.
- c. Since many of the streams in the Region have minimal upstream flows, mixing zones and dilution credits are usually not appropriate. No dilution credit is included in this Order.

WQBELs Calculation Example

Using total recoverable lead (dry-weather and wet-weather) as examples, the following demonstrates how WQBELs were established for this Order. The calculation for dry-weather total recoverable lead represents a WQBEL established

T
E
N
T
A
T
I
V
E

based on reasonable potential analysis, and the wet-weather total recoverable lead limit calculation is based on WLAs established in the San Gabriel River Metals TMDL. Attachment J summarizes the calculation of all WQBELs for this Order using the process described below. The process for developing these limits is in accordance with the San Gabriel River Metals TMDL and section 1.4 of the SIP.

Concentration-Based Effluent Limitations

Two sets of AMEL and MDEL values are calculated separately, one set for the protection of aquatic life and the other for the protection of human health. The AMEL and MDEL limitations for aquatic life and human health are compared, and the most restrictive AMEL and the most restrictive MDEL are selected as the WQBEL.

Calculation of AMEL and MDEL

Step 1: For each constituent requiring an effluent limit, identify the applicable water quality criteria or objective. For each criterion, determine the effluent concentration allowance (ECA) using the following steady state equation:

$$ECA = C + D(C-B) \quad \text{when } C > B, \text{ and}$$

$$ECA = C \quad \text{when } C \leq B$$

Where: C = The priority pollutant criterion/objective, adjusted if necessary for hardness, pH and translators. In this Order, a hardness value of 266 mg/L (as CaCO₃) was used for development of all hardness-dependent criteria for Discharge Points 001 and 002, and a pH of 6.50 was used for pH-dependent criteria, except for wet weather total recoverable lead. For wet weather total recoverable lead, a WLA was established in the San Gabriel River Metals TMDL (i.e. with a hardness value of 175 mg/L as CaCO₃) and is used as the criterion for wet weather lead in this RPA, independent of hardness and pH adjustments.

D = The dilution credit

B = The ambient background concentration

As discussed above, this Order does not allow dilution; therefore:

$$ECA = C$$

For dry-weather total recoverable lead, the applicable water quality criteria are:

$$ECA_{acute} = 283 \mu\text{g/L}$$

$$ECA_{chronic} = 11 \mu\text{g/L}$$

When a WLA has been established through a TMDL for a parameter, the applicable WLA is set equal to the ECA. For wet-weather total recoverable lead, the ECA is equal to the concentration-based wet-weather final WLA established in the San Gabriel River Metals TMDL:

$$ECA = WLA_{acute} = 166 \mu\text{g/L}$$

Step 2: For each ECA based or aquatic life criterion/objective, determine the long-term average discharge condition (LTA) by multiplying the ECA by a factor (multiplier). The multiplier is a statistically based factor that adjusts the ECA to

T
E
N
T
A
T
I
V
E

account for effluent variability. The value of the multiplier varies depending on the coefficient of variation (CV) of the data set and whether it is an acute or chronic criterion/objective. Table 1 of the SIP provides pre-calculated values for the multipliers based on the value of the CV. Equations to develop the multipliers in place of using values in the tables are provided in section 1.4, Step 3 of the SIP and will not be repeated here.

$$LTA_{acute} = ECA_{acute} \times Multiplier_{acute99}$$

$$LTA_{chronic} = ECA_{chronic} \times Multiplier_{chronic99}$$

The CV for the data set must be determined before the multipliers can be selected and will vary depending on the number of samples and the standard deviation of a data set. If the data set is less than 10 samples, or at least 80% of the samples in the data set are reported as non-detect, the CV shall be set equal to 0.6. If the data set is greater than 10 samples, and at least 20% of the samples in the data set are reported as detected, the CV shall be equal to the standard deviation of the data set divided by the average of the data set.

For both dry weather and wet weather total recoverable lead, the following data were used to develop the acute and chronic LTAs using equations provided in Section 1.4, Step 3 of the SIP (Table 1 of the SIP also provides this data up to three decimals):

No. of Samples	No. of Non-Detects (% of Total)	CV	ECA Multiplier _{acute}	ECA Multiplier _{chronic}
16	14 (88%)	0.6	0.321	0.527

Total recoverable lead (dry weather):

$$LTA_{acute} = 283 \mu\text{g/L} \times 0.321 = 91 \mu\text{g/L}$$

$$LTA_{chronic} = 11 \mu\text{g/L} \times 0.527 = 5.8 \mu\text{g/L}$$

Total recoverable lead (wet weather):

Note that for wet-weather total recoverable lead, the TMDL WLA is used as an acute criterion, and therefore only acute multipliers will be used to develop the wet weather effluent limitations.

$$LTA_{wet\ weather} = 166 \mu\text{g/L} \times 0.321 = 53.3 \mu\text{g/L}$$

Step 3: Select the most limiting (lowest) of the LTA.

For dry-weather total recoverable lead, the most limiting LTA is $LTA_{chronic}$

$$LTA_{dry\ weather} = LTA_{chronic} = 5.8 \mu\text{g/L}$$

For wet-weather total recoverable lead, only the wet-weather LTA is calculated, no comparison is made.

$$LTA_{wet\ weather} = LTA_{acute} = 53.3 \mu\text{g/L}$$

Step 4: Calculate the WQBELs by multiplying the LTA by a factor (multiplier). WQBELs are expressed as AMEL and MDEL. The multiplier is a statistically based

T
E
N
T
A
T
I
V
E

factor that adjusts the LTA for the averaging periods and exceedance frequencies of the criteria/objectives and the effluent limitations. The value of the multiplier varies depending on the probability basis, the CV of the data set, the number of samples (for AMEL) and whether it is a monthly or daily limit. Table 2 of the SIP provides pre-calculated values for the multipliers based on the value of the CV and the number of samples. Equations to develop the multipliers in place of using values in the tables are provided in section 1.4, Step 5 of the SIP and will not be repeated here.

$$AMEL_{\text{aquatic life}} = LTA \times AMEL_{\text{multiplier95}}$$

$$MDEL_{\text{aquatic life}} = LTA \times MDEL_{\text{multiplier99}}$$

AMEL multipliers are based on a 95th percentile occurrence probability, and the MDEL multipliers are based on the 99th percentile occurrence probability. If the number of samples is less than four (4), the default number of samples to be used is four (4).

For both dry-weather and wet-weather total recoverable lead, the following data were used to develop the AMEL and MDEL for effluent limitations using equations provided in section 1.4, Step 5 of the SIP (Table 2 of the SIP also provides this data up to two decimals):

No. of Samples Per Month	CV	Multiplier _{MDEL99}	Multiplier _{AMEL95}
4	0.6	3.11	1.55

Total recoverable lead (dry weather):

$$AMEL = 5.8 \mu\text{g/L} \times 1.55 = 9.0 \mu\text{g/L}$$

$$MDEL = 5.8 \mu\text{g/L} \times 3.11 = 18 \mu\text{g/L}$$

Total recoverable lead (wet weather):

$$AMEL = 53.3 \mu\text{g/L} \times 1.55 = 83 \mu\text{g/L}$$

$$MDEL = 53.3 \mu\text{g/L} \times 3.11 = 166 \mu\text{g/L}$$

Calculation of human health AMEL and MDEL:

Step 5: For the ECA based on human health, set the AMEL equal to the $ECA_{\text{human health}}$

$$AMEL_{\text{human health}} = ECA_{\text{human health}}$$

There are no human health criteria or MCLs for total recoverable lead.

Step 6: Calculate the MDEL for human health by multiplying the AMEL by the ratio of Multiplier_{MDEL} to the Multiplier_{AMEL}. Table 2 of the SIP provides pre-calculated ratios to be used in this calculation based on the CV and the number of samples.

$$MDEL_{\text{human health}} = AMEL_{\text{human health}} \times (\text{Multiplier}_{\text{MDEL}} / \text{Multiplier}_{\text{AMEL}})$$

There are no human health criteria or primary MCL for total recoverable lead.

Step 7: Select the lower set of the AMEL and MDEL based on aquatic life and human health criteria as the WQBEL for the Order.

T
E
N
T
A
T
I
V
E

Final WQBELs for Lead

Parameter	AMEL (µg/L)	MDEL (µg/L)
Total Recoverable Lead (Dry Weather)	9	18
Total Recoverable Lead (Wet Weather)	83	166

For wet weather lead, WLA has been established in the San Gabriel River Metals TMDL; therefore, effluent limitations are established based on the San Gabriel River Metals TMDL WLAs.

The priority pollutants that were not addressed by TMDLs were evaluated as follows. Aquatic life criteria was used for copper (applicable to both wet and dry weather) and lead (dry weather). These limitations are expected to be protective of the beneficial uses. Final WQBELs are summarized in Table F-8 of this Fact Sheet. Since the Facility discharges storm water runoff only, only MDELs are prescribed in this Order

5. WQBELs Based on Basin Plan Objectives

- a. **pH.** Consistent with the effluent limitations in Order No. R4-2011-051, this Order includes effluent limitations at Discharge Points 001 and 002, and receiving water limitations for pH, to ensure compliance with Basin Plan Objectives for pH.
- b. **Bacteria.** The San Gabriel River (Reach 3) is listed as impaired for indicator bacteria. The schedule for completion of the TMDL for bacteria is 2021. However, the Basin Plan included bacterial objectives for water designated as REC-1, as follows:

Fresh Waters Designated for Water Contact Recreation (REC-1):

Geometric Mean Limits

E. coli density shall not exceed 126/100 mL.

Single Sample Limits

E. coli density shall not exceed 235/100 mL.

There were four monitoring events for *E. coli* at each Discharge Points; two events had undetected monitoring results at both Discharge Points and two events had detected values. The highest measured *E. Coli* values were 900 MPN/100 mL at EFF-001 and 26 MPN/100 mL at EFF-002. With the consideration of the operation of the Facility (food truck washing at an open parking lot) and based on monitoring data collected at EFF-001 and EFF-002 during the term of Order No. R4-2011-0051, this Order includes effluent monitoring and limitations for *E. coli* for the discharge based on the Basin Plan *E. Coli* water quality objective as listed above.

- c. **Temperature.** Order No. R4-2011-0051 includes an instantaneous effluent temperature limitation of 86°F based on the Thermal Plan and consistent with a white paper titled *Temperature and Dissolved Oxygen Impacts on Biota in Tidal Estuaries and Enclosed Bays in the Los Angeles Region*. This effluent limitation was determined to be appropriate for protection of the Basin Plan objective for temperature, and is retained in this Order.
- d. **Total Suspended Solids.** The Basin Plan requires that, “Waters shall not contain suspended or settleable material in concentrations that cause nuisance or adversely

T
E
N
T
A
T
I
V
E

affect beneficial uses.” This narrative objective has been translated into a numeric effluent limit, based on U.S. EPA’s Quality Criteria for Water (commonly known as the “Gold Book”). In the Gold Book, U.S. EPA notes that “In a study downstream from a discharge where inert suspended solids were increased to 80 mg/L, the density of macroinvertebrates decreased by 60 percent...”. This indicates that suspended solids concentrations of 80 mg/L in the receiving water resulted in adverse effects to aquatic life. An effluent limitation of 75 mg/L was included in Order No. R4-2011-0051 for Discharge Points 001 and 002 and is being retained in this Order. This effluent limitation of 75 mg/L is protective of the Basin Plan narrative water quality objective for solids.

- e. **TDS, Sulfate, Chloride, Boron, and Nitrogen.** This Order retains the effluent limitations and monitoring requirements included in Order No. R4-2011-0051 based on the numeric water quality objectives contained in Table 3.10 of the Basin Plan for total dissolved solids (TDS), sulfate, chloride, boron, and nitrogen (total nitrate plus nitrite) for the San Gabriel River between Valley Boulevard and Firestone Boulevard, consistent with the Basin Plan and antibacksliding regulation of the CWA.
- f. **Nitrite.** This Order retains the effluent limitation and monitoring requirement included in Order No. R4-2011-051 based on the Basin Plan water quality objective for nitrite.

6. Whole Effluent Toxicity (WET)

Whole effluent toxicity (WET) protects the receiving water quality from the aggregate toxic effect of a mixture of pollutants in the effluent. WET tests measure the degree of response of exposed aquatic test organisms to an effluent. The WET approach allows for protection of the narrative “no toxics in toxic amounts” criterion while implementing numeric criteria for toxicity. There are two types of WET tests: acute and chronic. An acute toxicity test is conducted over a short time period and measures mortality. A chronic toxicity test is conducted over a longer period of time and may measure mortality, reproduction, and growth.

The Basin Plan specifies a narrative objective for toxicity, requiring that all waters be maintained free of toxic substances in concentrations that are lethal to or produce other detrimental responses by aquatic organisms. Detrimental responses include, but are not limited to, decreased growth rate, decreased reproductive success of resident or indicator species, and/or significant alterations in population, community ecology, or receiving water biota. Order No. R4-2011-0051 contains acute toxicity limitations and monitoring requirements in accordance with the Basin Plan, in which the acute toxicity objective for discharges dictates that the average survival in undiluted effluent for any three consecutive 96-hour static or continuous flow bioassay tests shall be at least 90%, with no single test having less than 70% survival. During the term of Order No. R4-2011-0051, effluent acute toxicity monitoring results were at least 90% survival for both Discharge Points 001 and 002.

Chronic toxicity is a more stringent requirement than acute toxicity. A chemical at a low concentration can have chronic effects but no acute effects. Because discharge from the Facility may include a number of chemicals, which individually may not be present in toxic concentrations while exhibiting aggregated toxic effects as a whole, this Order prescribes a chronic toxicity effluent limitation and requires chronic toxicity monitoring for the effluent at Discharge Point 001. The whole effluent toxicity testing requirements are based on U.S. EPA’s 2010 Test of Significant Toxicity (TST) statistical testing approach. In 2010, U.S. EPA endorsed the peer-reviewed TST statistical approach in National

T
E
N
T
A
T
I
V
E

Pollutant Discharge Elimination System Test of Significant Toxicity Implementation Document (EPA 833-R-10-003, 2010) as an improved statistical tool to evaluate data from U.S. EPA's toxicity test methods. The TST statistical approach more reliably identifies toxicity than the current no observed effect concentration (NOEC) statistical approach. TST statistical results are also more transparent than the point estimate model approach used for acute toxicity that is not designed to address the question of statistical uncertainty around the modeled toxicity test result in relation to the effect level of concern. The TST statistical approach is the superior statistical approach for addressing statistical uncertainty when used in combination with U.S. EPA's toxicity test methods and is implemented in federal permits issued by U.S. EPA Region 9.

The TST's null hypothesis for chronic toxicity is:

$$H_0: \text{Mean response (In-stream Waste Concentration (IWC) in \% \text{ effluent})} \leq (0.75 \times \text{mean response (Control)})$$

Results obtained from a single-concentration chronic toxicity test are analyzed using the TST statistical approach and an acceptable level of chronic toxicity is demonstrated by rejecting the null hypothesis and reporting "Pass" or "P". Chronic toxicity results are expressed as "Pass" or "Fail" and "% Effect. The chronic toxicity IWCs for Discharge Points 001 and 002 is 100 percent effluent. The MDEL for chronic toxicity is exceeded and a violation will be flagged when a chronic toxicity test, analyzed using the TST statistical approach, results in "Fail" and the "Percent Effect" is ≥ 0.50 .

Section 4 of the SIP states that a chronic toxicity effluent limitation is required in permits for all discharges that will cause, have the reasonable potential to cause, or contribute to chronic toxicity in receiving waters. The Regional Water Board has determined that chronic toxicity demonstrates reasonable potential based on Step 7 of the RPA procedure described in the SIP which states that other information may be considered to determine whether a WQBEL is needed. Such information includes, among other aspects, the facility type, the discharge type, and the potential toxic impacts of the discharge. The Facility has the potential to discharge a number of pollutants as a result of the Facility operations (catering truck wash down) that includes oil and grease, and petroleum product-related pollutants, which are potential toxic pollutants that may cause or contribute to chronic toxicity in the receiving water. Therefore, a chronic toxicity effluent limitation is included in this Order.

7. Final WQBELs

Table F-8. Summary of Final WQBELs at Discharge Points 001 and 002

Parameter	Units	Effluent Limitations			
		Average Monthly	Maximum Daily	Instantaneous Minimum	Instantaneous Maximum
pH	Standard units	--	--	6.5	8.5
Chronic Toxicity	Pass or Fail, % Effect (TST)	--	Pass and % Effect < 50 ¹	--	--
Temperature	Degrees F	--	--	--	86
E.coli	CFU/100mL or MPN/100mL	--	6	--	--
Copper, Total Recoverable	µg/L	--	35	--	--
	lbs/day ²	--	0.0073	--	--

T
E
N
T
A
T
I
V
E

Parameter	Units	Effluent Limitations			
		Average Monthly	Maximum Daily	Instantaneous Minimum	Instantaneous Maximum
Lead, Total Recoverable, Dry Weather ⁴	µg/L	--	18	--	--
	lbs/day ²	--	0.0038	--	--
Lead, Total Recoverable, Wet Weather ^{3,5}	µg/L	--	166	--	--
	lbs/day ²	--	0.035	--	--
Total Dissolved Solids (TDS)	mg/L	--	750	--	--
	lbs/day ²	--	156	--	--
Sulfate	mg/L	--	300	--	--
	lbs/day ²	--	63	--	--
Chloride	mg/L	--	150	--	--
	lbs/day ²	--	31	--	--
Boron, Total Recoverable	mg/L	--	1	--	--
	lbs/day ²	--	0.21	--	--
Nitrite + Nitrate (total as N)	mg/L	--	8	--	--
	lbs/day ²	--	1.7	--	--
Nitrite (as N)	mg/L	--	1	--	--
	lbs/day ²	--	0.21	--	--

¹ The MDEL shall be reported "Pass" or "Fail" and "% Effect".

² Mass loading limitations are based on the maximum discharge flow at Discharge Points 001 and 002 (0.025 MGD at each Discharge Point) and are calculated as follows:
Flow (MGD) x Concentration (mg/L) x 8.34 (conversion factor) = lbs/day

³ Wet-weather effluent limitations are applicable when the maximum daily flow in San Gabriel River is equal to or greater than 260 cubic feet per second (cfs) as measured at USGS station 11087020, located at the bottom of Reach 3 just above the Whittier Narrows Dam. The web site address for water data is <http://waterdata.usgs.gov/ca/nwis/sw/rt>.

⁴ Dry-weather effluent limitations are applicable when the maximum daily flow in San Gabriel River is less than 260 cubic feet per second (cfs) as measured at USGS station 11087020, located at the bottom of Reach 3 just above the Whittier Narrows Dam. The web site address for water data is <http://waterdata.usgs.gov/ca/nwis/sw/rt>.

⁵ Limitations derived based on WLAs as included in the San Gabriel River Metals TMDL.

⁶ For the single sample limit, E. coli density shall not exceed 235/100 mL; for the rolling 30-day geometric mean limit, E. coli density shall not exceed 126/100 mL. The single sample limit applies to any single sample. The rolling 30-day geometric limit shall apply to the rolling 30-day geometric mean value, which should be calculated based on a statistically sufficient number of samples (generally not less than 5 samples equally spaced over a 30-day period). If the single sample limit is exceeded, the Regional Water Board may require repeat sampling on a daily basis until the sample falls below the single sample limit in order to determine persistence of exceedance. Results collected during accelerated monitoring can be used to calculate the geometric mean.

D. Final Effluent Limitation Considerations

Effluent limitations for lead during wet weather are included in this Order consistent with Order No. R4-2011-0051 and the San Gabriel River Metals TMDL. Effluent limitations for BOD, TSS, oil and grease, settleable solids, TPH, pH, temperature, total dissolved solids, sulfate, chloride, boron, total nitrite + nitrate, and nitrite from Order No. R4-2011-0051 are also included in this Order, based on BPJ, a review of effluent monitoring data during the term of the existing permit, Facility operations, and consistent with the Basin Plan water quality objectives. A chronic toxicity effluent limitation (evaluated using the TST statistical approach),

T
E
N
T
A
T
I
V
E

which is a more stringent requirement than acute toxicity, is included in this Order in lieu of acute toxicity.

In addition, effluent limitations for copper (both wet and dry weather) and lead (dry weather) are established in this Order based on CTR and SIP procedures for pollutants that exhibited reasonable potential and available effluent monitoring data collected during the term of Order No. R4-2011-0051. Refer to Attachment J for a summary of the RPA and associated effluent limitation calculations

1. Anti-Backsliding Requirements

Sections 402(o) and 303(d)(4) of the CWA and federal regulations at 40 C.F.R. section 122.44(l) prohibit backsliding in NPDES permits. These anti-backsliding provisions require effluent limitations in a reissued permit to be as stringent as those in the previous permit, with some exceptions where limitations may be relaxed. All effluent limitations established in this Order are at least as stringent as the effluent limitations in Order No. R4-2011-0051, with the exception of the removal of technology-based effluent limitations for methyl tert-butyl ether (MTBE), tert-butyl alcohol (TBA), and phenols. As discussed below, the relaxations of effluent limitations for these parameters are consistent with the anti-backsliding exceptions allowed in the CWA and federal regulations.

CWA section 402(o)(2) allows backsliding where new information (other than revised regulations, guidance, or test methods) is available that was not available at the time of permit issuance and that would have justified a less stringent effluent limitation. As such, the removal of technology-based effluent limitations for methyl tert-butyl ether (MTBE), tert-butyl alcohol (TBA), and phenols as explained in the following paragraph are consistent with CWA section 402(o)(2).

The effluent limitations for MTBE, TBA, and phenols were inherited from historical Order for the Discharger; Order No. R4-2011-0051 included these limitations as there were no historical data to assess the level of these pollutants present in the discharge. Recent effluent monitoring results during the term of Order No. R4-2011-0051 collected by the Discharger consistently showed non-detected levels for MTBE and TBA; phenols were detected two times out of fifty results, both of which were less than the effluent limitations included in Order No. R4-2011-0051. This data provides evidence that there is no reasonable potential for MTBE, TBA, and phenols to be present in the current discharge in amounts that can cause or contribute to an exceedance of applicable water quality standards. Therefore, removing these effluent limitations is appropriate and this action complies with the exception to the antibacksliding requirements because of the availability of new information (monitoring data) that was not available at the time when Order No. R4-2011-0051 was adopted. The Discharger is required to monitor MTBE, TBA, and phenols in future discharges as stated in the MRP.

2. Antidegradation Policies

40 C.F.R. section 131.12 requires that the state water quality standards include an anti-degradation policy consistent with the federal policy. The State Water Board established California's antidegradation policy in State Water Board Resolution No. 68-16. Resolution No. 68-16 incorporates the federal antidegradation policy where the federal policy applies under federal law. Resolution No. 68-16 requires that existing water quality be maintained unless degradation is justified based on specific findings. The Regional Water Board's Basin Plan implements, and incorporates by reference, both the State and federal antidegradation policies. Compliance with these requirements will result in the use of best practicable treatment or control of the discharge.

T
E
N
T
A
T
I
V
E

The permitted discharge is not a new discharge. This Order does not provide for an increase in the permitted design flow or allow for a reduction in the level of treatment. The final limitations in this Order, which include concentration based and mass based limitations, hold the discharger to performance levels that will not adversely impact the beneficial uses of the San Gabriel River or degrade water quality. The inclusion of the effluent limitations and prohibitions in the NPDES permit, which ensure that any discharge would not result in the lowering of water quality, support the conclusion that no degradation will arise as a result of reissuing this Order.

Removal of the effluent limitations for MTBE, TBA, and phenols will not result in the degradation of high quality waters, because effluent sampling conducted during the term of Order No. R4-2011-0051 consistently resulted in non-detected levels of MTBE and TBA; and detected concentrations of phenols that do not have reasonable potential to cause an excursion above applicable water quality standards.

The effluent limitations in this Order hold the Discharger to performance levels that will not cause or contribute to water quality impairments or water quality degradation. The effluent limitations, receiving water limitations, and effluent and receiving water monitoring requirements ensure that excursions above water quality objectives of the San Gabriel River will be apparent and can be addressed immediately. Further, compliance with these requirements will result in the use of best practicable treatment or control of the discharge. Therefore, the permitted discharge is consistent with the state's antidegradation policy.

3. Mass-based Effluent Limitations

Generally, mass-based effluent limitations ensure that proper treatment, and not dilution, is employed to comply with the final effluent concentration limitations. 40 C.F.R. 122.45(f)(1) requires that all permit limitations, standards or prohibitions be expressed in terms of mass units except under the following conditions: (1) for pH, temperature, radiation or other pollutants that cannot appropriately be expressed by mass limitations; (2) when applicable standards or limitations are expressed in terms of other units of measure; or (3) if in establishing technology-based permit limitations on a case-by-case basis, limitations based on mass are infeasible because the mass or pollutant cannot be related to a measure of production.

Mass-based effluent limitations are established using the following formula:

$$\text{Mass (lbs/day)} = \text{flow rate (MGD)} \times 8.34 \times \text{effluent limitation (mg/L)}$$

where: Mass = mass limitation for a pollutant (lbs/day)

Effluent limitation = concentration limit for a pollutant (mg/L)

Flow rate = discharge flow rate (MGD)

Mass-based effluent limitations applicable to Discharge Points 001 and 002 are calculated based on a discharge flow of 0.025 MGD and 0.025 MGD, respectively.

4. Stringency of Requirements for Individual Pollutants

This Order contains both technology-based and water quality-based effluent limitations for individual pollutants. The technology-based effluent limitations consist of restrictions on BOD, TSS, oil and grease, settleable solids, and TPH. Restrictions on these pollutants are discussed in section IV.B of the Fact Sheet. This Order's technology-based pollutant restrictions implement the minimum, applicable federal technology-based requirements.

T
E
N
T
A
T
I
V
E

Water quality-based effluent limitations have been derived to implement water quality objectives that protect beneficial uses. Both the beneficial uses and the water quality objectives have been approved pursuant to federal law and are the applicable federal water quality standards. To the extent that toxic pollutant WQBELs were derived from the CTR, the CTR is the applicable standard pursuant to 40 C.F.R. section 131.38. The procedures for calculating the individual WQBELs for priority pollutants are based on the CTR implemented by the SIP, which was approved by U.S. EPA on May 18, 2000. Most beneficial uses and water quality objectives contained in the Basin Plan were approved under state law and submitted to and approved by U.S. EPA prior to May 30, 2000. Any water quality objectives and beneficial uses submitted to U.S. EPA prior to May 30, 2000, but not approved by U.S. EPA before that date, are nonetheless “applicable water quality standards for purposes of the CWA” pursuant to 40 C.F.R. section 131.21(c)(1). The remaining water quality objectives and beneficial uses implemented by this Order were approved by U.S. EPA and are applicable water quality standards pursuant to section 131.21(c)(2). Collectively, this Order’s restrictions on individual pollutants are no more stringent than required to implement the requirements of the CWA.

5. Summary of Final Effluent Limitations

Table F-9. Summary of Final Effluent Limitations at Discharge Points 001 and 002

Parameter	Units	Effluent Limitations				Basis ¹
		Average Monthly	Maximum Daily	Instantaneous Minimum	Instantaneous Maximum	
Conventional Pollutants						
Biochemical Oxygen Demand (BOD) (5-day @ 20°C)	mg/L	--	30	--	--	E, BPJ
	lbs/day ²	--	6.3	--	--	
Total Suspended Solids (TSS)	mg/L	--	75	--	--	E, BPJ
	lbs/day ²	--	16	--	--	
Oil and Grease	mg/L	--	15	--	--	E, BPJ
	lbs/day ²	--	3.1	--	--	
pH	standard units	--	--	6.5	8.5	E, BP
Non-Conventional Pollutants						
Boron, Total Recoverable	mg/L	--	1	--	--	E, BP
	lbs/day ²	--	0.21	--	--	
Chloride	mg/L	--	150	--	--	E, BP
	lbs/day ²	--	31	--	--	
Chronic Toxicity	Pass or Fail, % Effect (TST)	--	Pass and % Effect < 50 ³	--	--	BP
Nitrite + Nitrate (total as Nitrogen)	mg/L	--	8	--	--	E, BP
	lbs/day ²	--	1.7	--	--	
Nitrite (as Nitrogen)	mg/L	--	1	--	--	E, BP
	lbs/day ²	--	0.21	--	--	
Settleable Solids	ml/L	--	0.3	--	--	E, BPJ
Sulfate	mg/L	--	300	--	--	E, BP
	lbs/day ²	--	63	--	--	
Temperature	Degrees F	--	--	--	86	E, BP, TP, WP

T
E
N
T
A
T
I
V
E

Parameter	Units	Effluent Limitations				Basis ¹
		Average Monthly	Maximum Daily	Instantaneous Minimum	Instantaneous Maximum	
E.coli	CFU/100mL or MPN/100mL	--	8	--	--	BP
Total Dissolved Solids (TDS)	mg/L	--	750	--	--	E, BP
	lbs/day ²	--	156	--	--	
Total Petroleum Hydrocarbons (TPH) ⁶	µg/L	--	100	--	--	E, BPJ
	lbs/day ²	--	0.021	--	--	
Priority Pollutants						
Copper, Total Recoverable ⁷	µg/L	--	35	--	--	CTR, SIP
	lbs/day ²	--	0.0073	--	--	
Lead, Total Recoverable, Dry Weather ⁴	µg/L	--	18	--	--	CTR, SIP
	lbs/day ²	--	0.0038	--	--	
Lead, Total Recoverable, Wet Weather ⁵	µg/L	--	166	--	--	E, TMDL
	lbs/day ²	--	0.035	--	--	

¹ E = Order No. R4-2011-0051; BPJ = Best Professional Judgment; BP = Basin Plan; TMDL = Total Maximum Daily Load (San Gabriel River Metals TMDL); CTR = California Toxic Rule; SIP = State Implementation Policy; WP = White Paper; and TP= Thermal Plan.

² Mass loading limitations are based on the maximum flow at Discharge Points 001 and 002 (0.025 MGD at each Discharge Point) and are calculated as follows:

$$\text{Flow (MGD)} \times \text{Concentration (mg/L)} \times 8.34 \text{ (conversion factor)} = \text{lbs/day.}$$

³ The maximum daily effluent limitation (MDEL) shall be reported "Pass" or "Fail" and "% Effect".

⁴ Dry weather applies when the flow is less than 260 cubic feet per second (cfs) as measured at USGS station 11087020, located at the bottom of Reach 3 just above the Whittier Narrows Dam. The web site address for water data is <http://waterdata.usgs.gov/ca/nwis/sw/rt>.

⁵ Wet weather applies when the maximum daily flow in San Gabriel River is equal to or greater than 260 cubic feet per second (cfs) as measured at USGS station 11087020, located at the bottom of Reach 3 just above the Whittier Narrows Dam. The web site address for water data is <http://waterdata.usgs.gov/ca/nwis/sw/rt>.

⁶ Total Petroleum Hydrocarbons (TPH) equals the sum of TPH as gasoline (C4-C12), TPH as diesel (C13-C22), and TPH waste oil (C23+).

⁷ Effluent limitation for copper is applicable in both wet and dry weather.

⁸ For the single sample limit, E. coli density shall not exceed 235/100 mL; for the rolling 30-day geometric mean limit, E. coli density shall not exceed 126/100 mL. The single sample limit applies to any single sample. The rolling 30-day geometric limit shall apply to the rolling 30-day geometric mean value, which should be calculated based on a statistically sufficient number of samples (generally not less than 5 samples equally spaced over a 30-day period). If the single sample limit is exceeded, the Regional Water Board may require repeat sampling on a daily basis until the sample falls below the single sample limit in order to determine persistence of exceedance. Results collected during accelerated monitoring can be used to calculate the geometric mean.

E. Interim Effluent Limitations – Not Applicable

F. Land Discharge Specifications – Not Applicable

G. Recycling Specifications – Not Applicable

T
E
N
T
A
T
I
V
E

V. RATIONALE FOR RECEIVING WATER LIMITATIONS

A. Surface Water

The Basin Plan contains numeric and narrative water quality objectives applicable to all surface waters within the Los Angeles Region. Water quality objectives include an objective to maintain the high quality waters pursuant to federal regulations (40 C.F.R. section 131.12) and State Water Board Resolution No. 68-16. Receiving water limitations in this Order are included to ensure protection of the beneficial uses of the receiving water. If there is reasonable potential or a U.S. EPA-approved TMDL WLA, then WQBELs are included in this Order to ensure protection of the beneficial uses.

B. Groundwater – Not Applicable

VI. RATIONALE FOR PROVISIONS

A. Standard Provisions

Standard Provisions, which apply to all NPDES permits in accordance with 40 C.F.R. section 122.41, and additional conditions applicable to specified categories of permits in accordance with 40 C.F.R. section 122.42, are provided in Attachment D. The Discharger must comply with all standard provisions and with those additional conditions that are applicable under section 122.42.

40 C.F.R. Sections 122.41(a)(1) and (b) through (n) establish conditions that apply to all state-issued NPDES permits. These conditions must be incorporated into the permits either expressly or by reference. If incorporated by reference, a specific citation to the regulations must be included in the Order. 40 C.F.R. Section 123.25(a)(12) allows the state to omit or modify conditions to impose more stringent requirements. In accordance with 40 C.F.R. section 123.25, this Order omits federal conditions that address enforcement authority specified in 40 C.F.R. sections 122.41(j)(5) and (k)(2) because the enforcement authority under the Water Code is more stringent. In lieu of these conditions, this Order incorporates by reference Water Code section 13387(e).

B. Special Provisions

1. Reopener Provisions

These provisions are based on 40 C.F.R part 123 and the Order No. R4-2011-0051. The Regional Water Board may reopen the permit to modify permit conditions and requirements. Causes for modifications include the promulgation of new federal regulations, modification in toxicity requirements, or adoption of new regulations by the State Water Board or Regional Water Board, including revisions to the Basin Plan or revisions to the applicable TMDLs associated with the San Gabriel River.

2. Special Studies and Additional Monitoring Requirements

- a. **Initial Investigation Toxicity Reduction Evaluation (TRE) Workplan.** This provision is based on section 4 of the SIP, Toxicity Control Provisions, which establishes minimum toxicity control requirements for implementing the narrative toxicity objective for aquatic life protection established in the basin plans of the State of California.
- b. **Harbor Toxics TMDL Water Column, Sediment, and Fish Tissue Monitoring for the Greater Los Angeles and Long Beach Harbor Waters Compliance Monitoring Program.** This provision implements the Compliance Monitoring Program as required in the Harbor Toxics TMDL. The Compliance Monitoring Program includes water column monitoring and sediment monitoring at the mouth of the San Gabriel River, as specified in Section VII.C.2.b the Order. The Discharger

T
E
N
T
A
T
I
V
E

may join a collaborating group or develop a site specific plan to comply with this requirement.

3. Best Management Practices and Pollution Prevention

- a. **Storm Water Pollution Prevention Plan (SWPPP).** This Order requires the Discharger to update, as necessary, and continue to implement a SWPPP. The SWPPP will outline site-specific management processes for minimizing storm water runoff contamination and for preventing trash and contaminated storm water runoff from being discharged directly into the receiving water. At a minimum, best management practices should be implemented to ensure that raw materials and chemicals do not come into contact with storm water runoff and to prevent the entrainment of trash in storm water that is discharged through Discharge Points 001 and 002.

In an effort to avoid the potential commingling of process water (truck wash water, etc.) with storm water, the Discharger will be required as part of the SWPPP update to include procedures in anticipation of a storm event to (1) clear out all the existing content within each clarifier before a storm event; (2) clean each of the three clarifiers before storm water is collected in the clarifiers; and (3) prohibit the discharge of wastewater into the clarifiers until discharges of storm water through Discharge Points 001 and 002 have ceased. These procedures shall ensure that at no time will process wastewaters be commingled with storm water and be discharged through Discharge Points 001 and 002.

SWPPP requirements are included as Attachment G, based on 40 C.F.R. 122.44(k).

4. Construction, Operation, and Maintenance Specifications

This provision is based on the requirements of 40 C.F.R section 122.41(e) and Order No. R4-2011-0051.

5. Other Special Provisions – Not Applicable

6. Compliance Schedules – Not Applicable

VII. RATIONALE FOR MONITORING AND REPORTING REQUIREMENTS

CWA section 308 and 40 C.F.R. sections 122.41(h), (j)-(l), 122.44(i), and 122.48 require that all NPDES permits specify monitoring and reporting requirements. Water Code sections 13267 and 13383 also authorize the Regional Water Board to establish monitoring, inspection, entry, reporting, and recordkeeping requirements. The Monitoring and Reporting Program (MRP), Attachment E of this Order establishes monitoring, reporting, and recordkeeping requirements that implement federal and state requirements. The following provides the rationale for the monitoring and reporting requirements contained in the MRP for this Facility.

A. Influent Monitoring – Not Applicable

B. Effluent Monitoring

Effluent monitoring for pollutants expected to be present in the discharge will be required at Monitoring Locations EFF-001 and EFF-002 as prescribed in Table E-2 in the MRP (Attachment E). To demonstrate compliance with established effluent limitations, the Order includes monitoring requirements of at least semiannually for parameters with effluent limitations. Monitoring requirements of once per discharge event are established for parameters for which effluent limitations have been established and WLAs have been prescribed in a TMDL. Monitoring for additional pollutants is required based on considerations of pollutants commonly associated with similar operations, and is consistent with the monitoring requirements included in the MRP of Order No. R4-2011-0051. For parameters

T
E
N
T
A
T
I
V
E

that were detected in the monitoring events during the term of Order No. R4-2011-0051 and were not associated with any effluent limitations, monitoring frequencies of at least once per year are prescribed. This Order did not retain monitoring requirements as prescribed in the previous Orders for fecal coliform or acute toxicity, as these pollutants no longer possess effluent or receiving water limitations, or are replaced by a more stringent and comprehensive method (with associated monitoring requirements) to assess their individual effects to the receiving water quality. (A monitoring requirement of once semiannually for chronic toxicity using the TST statistical approach for analysis is included in lieu of the acute toxicity monitoring requirements).

The SIP states that the Regional Water Board will require periodic monitoring for pollutants for which criteria or objectives apply and for which no effluent limitations have been established. This Order requires the Discharger to conduct annual monitoring for the remaining CTR priority pollutants at Discharge Points 001 and 002. The Regional Water Board will use the additional data to conduct an RPA and determine if additional WQBELs are required. The Regional Water Board may reopen the permit to incorporate additional effluent limitations and requirements, if necessary.

C. Whole Effluent Toxicity Testing Requirements

Whole effluent toxicity (WET) protects the receiving water quality from the aggregate toxic effect of a mixture of pollutants in the effluent. An acute toxicity test is conducted over a short time period and measures mortality. A chronic toxicity test is conducted over a longer period of time and may measure mortality, reproduction, and growth. A chemical at a low concentration can have chronic effects but no acute effects. Chronic toxicity is a more stringent requirement than acute toxicity. For this Order, chronic toxicity monitoring in the discharge is required. The chronic toxicity testing requirements are based on U.S. EPA's 2010 TST statistical approach.

D. Receiving Water Monitoring

1. Surface Water

The Discharger is required to report the maximum daily flow at U.S. Geological Survey (USGS) gauging station 11087020, located in Reach 3 above the Whittier Narrows Dam when discharges occur. The information is necessary to determine the wet- and dry-weather condition of the receiving water as defined by the San Gabriel River Metals TMDL. This station is designated as RSW-001 in this Order.

2. Groundwater – Not Applicable

E. Other Monitoring Requirements

1. Storm Water Monitoring Requirements

Because the discharge is comprised primarily of storm water, the Discharger is required to measure and record the rainfall each day of the month. The Discharger is also required to conduct visual observations of all storm water discharges to observe the presence of floating and suspended materials, oil and grease, discoloration, turbidity, and odor. These requirements are retained from Order No. R4-2011-0051.

2. Harbor Toxics TMDL Monitoring Requirements

To implement the Harbor Toxics TMDL, the Discharger is encouraged to participate in the development of Regional Monitoring Program(s) or to develop site specific plans to determine the San Gabriel River's contribution to impairments in the Greater Harbor waters as required in the Harbor Toxics TMDL.

T
E
N
T
A
T
I
V
E

VIII. PUBLIC PARTICIPATION

The Regional Water Board has considered the issuance of WDRs that will serve as an NPDES permit for the Royal Catering Company, Royal Catering Facility. As a step in the WDR adoption process, the Regional Water Board staff has developed tentative WDRs and has encouraged public participation in the WDR adoption process.

A. Notification of Interested Parties

The Regional Water Board notified the Discharger and interested agencies and persons of its intent to prescribe WDRs for the discharge and provided an opportunity to submit written comments and recommendations. Notification was provided through email and publication in the local newspaper; relevant documents were also available on the Regional Water Board website.

The public had access to the agenda and any changes in dates and locations through the Regional Water Board’s website at:

<http://www.waterboards.ca.gov/losangeles>

B. Written Comments

Interested persons were invited to submit written comments concerning the tentative WDRs as provided through the notification process. Comments were required to be submitted either in person or by mail to the Executive Office at the Regional Water Board at 320 West 4th Street, Suite 200, Los Angeles, CA 90013, or by email to losangeles@waterboards.ca.gov with a copy to Ching-Yin.To@waterboards.ca.gov.

To be fully responded to by staff and considered by the Regional Water Board, the written comments were due at the Regional Water Board office by 5:00 p.m. May 19, 2016.

C. Public Hearing

The Regional Water Board held a public hearing on the tentative WDRs during its regular Board meeting on the following date and time and at the following location:

- Date: June 9, 2016
- Time: 9:00 a.m.
- Location: Metropolitan Water District of Southern California
700 North Alameda Street
Los Angeles, California

Interested persons were invited to attend. At the public hearing, the Regional Water Board heard testimony pertinent to the discharge, WDRs, and permit. For accuracy of the record, important testimony was requested in writing.

D. Reconsideration of Waste Discharge Requirements

Any aggrieved person may petition the State Water Board to review the decision of the Regional Water Board regarding the final WDRs. The petition must be received by the State Water Board at the following address within 30 calendar days of the Regional Water Board’s action:

State Water Resources Control Board
Office of Chief Counsel
P.O. Box 100, 1001 I Street
Sacramento, CA 95812-0100

For instructions on how to file a petition for review, see

T
E
N
T
A
T
I
V
E

http://www.waterboards.ca.gov/public_notices/petitions/water_quality/wqpetition_instr.shtml

E. Information and Copying

The Report of Waste Discharge (ROWD), tentative WDRs, comments received, and other supporting documents are on file and may be inspected at the Regional Water Board's office at any time between 8:30 a.m. and 4:45 p.m., Monday through Friday. Viewing and copying of documents may be arranged through the Regional Water Board by calling (213) 576 – 6600.

F. Register of Interested Persons

Any person interested in being placed on the mailing list for information regarding the WDRs and NPDES permit should contact the Regional Water Board, reference this Facility, and provide a name, address, and phone number.

G. Additional Information

Requests for additional information or questions regarding this order should be directed to Ching-Yin To at Ching-Yin.To@waterboards.ca.gov or at (213) 576-6696.

**T
E
N
T
A
T
I
V
E**

ATTACHMENT G – STORM WATER POLLUTION PREVENTION PLAN REQUIREMENTS

I. IMPLEMENTATION SCHEDULE

A storm water pollution prevention plan (SWPPP) shall be developed and submitted to the Regional Water Board within 90 days following the adoption of this Order. The SWPPP shall be implemented for each facility covered by this Permit within 10 days of approval from the Regional Water Board, or 6-months from the date of the submittal of the SWPPP to the Regional Water Board (whichever comes first).

II. OBJECTIVES

The SWPPP has two major objectives: (a) to identify and evaluate sources of pollutants associated with industrial activities that may affect the quality of storm water discharges and authorized non-storm water discharges from the facility; and (b) to identify and implement site-specific best management practices (BMPs) to reduce or prevent pollutants associated with industrial activities in storm water discharges and authorized non-storm water discharges. BMPs may include a variety of pollution prevention measures or other low-cost and pollution control measures. They are generally categorized as non-structural BMPs (activity schedules, prohibitions of practices, maintenance procedures, and other low-cost measures) and as structural BMPs (treatment measures, run-off controls, overhead coverage.) To achieve these objectives, facility operators should consider the five phase process for SWPPP development and implementation as shown in Table A.

The SWPPP requirements are designed to be sufficiently flexible to meet the needs of various facilities. SWPPP requirements that are not applicable to a facility should not be included in the SWPPP.

A facility's SWPPP is a written document that shall contain a compliance activity schedule, a description of industrial activities and pollutant sources, descriptions of BMPs, drawings, maps, and relevant copies or references of parts of other plans. The SWPPP shall be revised whenever appropriate and shall be readily available for review by facility employees or Regional Water Board inspectors.

III. PLANNING AND ORGANIZATION

A. Pollution Prevention Team

The SWPPP shall identify a specific individual or individuals and their positions within the facility organization as members of a storm water pollution prevention team responsible for developing the SWPPP, assisting the facility manager in SWPPP implementation and revision, and conducting all monitoring program activities required in Attachment E of this Permit. The SWPPP shall clearly identify the Permit related responsibilities, duties, and activities of each team member. For small facilities, storm water pollution prevention teams may consist of one individual where appropriate.

B. Review Other Requirements and Existing Facility Plans

The SWPPP may incorporate or reference the appropriate elements of other regulatory requirements. Facility operators should review all local, state, and federal requirements that impact, complement, or are consistent with the requirements of this General permit. Facility operators should identify any existing facility plans that contain storm water pollutant control measures or relate to the requirements of this Permit. As examples, facility operators whose facilities are subject to Federal Spill Prevention Control and Countermeasures' requirements should already have instituted a plan to control spills of certain hazardous materials. Similarly,

T
E
N
T
A
T
I
V
E

facility operators whose facilities are subject to air quality related permits and regulations may already have evaluated industrial activities that generate dust or particulates.

IV. SITE MAP

The SWPPP shall include a site map. The site map shall be provided on an 8-½ x 11 inch or larger sheet and include notes, legends, and other data as appropriate to ensure that the site map is clear and understandable. If necessary, facility operators may provide the required information on multiple site maps.

**TABLE A
FIVE PHASES FOR DEVELOPING AND IMPLEMENTING INDUSTRIAL
STORM WATER POLLUTION PREVENTION PLANS**

PLANNING AND ORGANIZATION Form Pollution Prevention Team Review other plans
ASSESSMENT PHASE Develop a site map Identify potential pollutant sources Inventory of materials and chemicals List significant spills and leaks Identify non-storm water discharges Assess pollutant risks
BEST MANAGEMENT PRACTICES IDENTIFICATION PHASE Non-structural BMPs Structural BMPs Select activity and site-specific BMPs
IMPLEMENTATION PHASE Train employees Implement BMPs Conduct recordkeeping and reporting
EVALUATION / MONITORING Conduct annual site evaluation Review monitoring information Evaluate BMPs Review and revise SWPPP

The following information shall be included on the site map:

T
E
N
T
A
T
I
V
E

- A. The facility boundaries; the outline of all storm water drainage areas within the facility boundaries; portions of the drainage area impacted by run-on from surrounding areas; and direction of flow of each drainage area, on-site surface water bodies, and areas of soil erosion. The map shall also identify nearby water bodies (such as rivers, lakes, and ponds) and municipal storm drain inlets where the facility's storm water discharges and authorized non-storm water discharges may be received.
- B. The location of the storm water collection and conveyance system, associated points of discharge, and direction of flow. Include any structural control measures that affect storm water discharges, authorized non-storm water discharges, and run-on. Examples of structural control measures are catch basins, berms, detention ponds, secondary containment, oil/water separators, diversion barriers, etc.
- C. An outline of all impervious areas of the facility, including paved areas, buildings, covered storage areas, or other roofed structures.
- D. Locations where materials are directly exposed to precipitation and the locations where significant spills or leaks identified in section VI.A.4 below have occurred.
- E. Areas of industrial activity. This shall include the locations of all storage areas and storage tanks, shipping and receiving areas, fueling areas, vehicle and equipment storage/maintenance areas, material handling and processing areas, waste treatment and disposal areas, dust or particulate generating areas, cleaning and rinsing areas, and other areas of industrial activity which are potential pollutant sources.

V. LIST OF SIGNIFICANT MATERIALS

The SWPPP shall include a list of significant materials handled and stored at the site. For each material on the list, describe the locations where the material is being stored, received, shipped, and handled, as well as the typical quantities and frequency. Materials shall include raw materials, intermediate products, final or finished products, recycled materials, and waste or disposed materials.

VI. DESCRIPTION OF POTENTIAL POLLUTANT SOURCES

- A. The SWPPP shall include a narrative description of the facility's industrial activities, as identified in section IV.E above, associated potential pollutant sources, and potential pollutants that could be discharged in storm water discharges or authorized non-storm water discharges. At a minimum, the following items related to a facility's industrial activities shall be considered:
 - 1. **Industrial Processes.** Describe each industrial process, the type, characteristics, and quantity of significant materials used in or resulting from the process, and a description of the manufacturing, cleaning, rinsing, recycling, disposal, or other activities related to the process. Where applicable, areas protected by containment structures and the corresponding containment capacity shall be described.
 - 2. **Material Handling and Storage Areas.** Describe each handling and storage area, type, characteristics, and quantity of significant materials handled or stored, description of the shipping, receiving, and loading procedures, and the spill or leak prevention and response procedures. Where applicable, areas protected by containment structures and the corresponding containment capacity shall be described.
 - 3. **Dust and Particulate Generating Activities.** Describe all industrial activities that generate dust or particulates that may be deposited within the facility's boundaries and identify their discharge locations; the characteristics of dust and particulate pollutants; the approximate quantity of dust and particulate pollutants that may be deposited within

T
E
N
T
A
T
I
V
E

the facility boundaries; and a description of the primary areas of the facility where dust and particulate pollutants would settle.

4. **Significant Spills and Leaks.** Describe materials that have spilled or leaked in significant quantities in storm water discharges or non-storm water discharges since April 17, 1994. Include toxic chemicals (listed in 40 CFR, part 302) that have been discharged to storm water as reported on U.S. Environmental Protection Agency (U.S. EPA) Form R, and oil and hazardous substances in excess of reportable quantities (see 40 Code of Federal Regulations [CFR], parts 110, 117, and 302).

The description shall include the type, characteristics, and approximate quantity of the material spilled or leaked, the cleanup or remedial actions that have occurred or are planned, the approximate remaining quantity of materials that may be exposed to storm water or non-storm water discharges, and the preventative measures taken to ensure spill or leaks do not reoccur. Such list shall be updated as appropriate during the term of this Permit.

5. **Non-Storm Water Discharges.** Facility operators shall investigate the facility to identify all non-storm water discharges and their sources. As part of this investigation, all drains (inlets and outlets) shall be evaluated to identify whether they connect to the storm drain system.

All non-storm water discharges shall be described. This shall include the source, quantity, frequency, and characteristics of the non-storm water discharges and associated drainage area.

Non-storm water discharges that contain significant quantities of pollutants or that do not meet the conditions provided in Special Conditions D of the storm water general permit are prohibited by this Permit (Examples of prohibited non-storm water discharges are contact and non-contact cooling water, rinse water, wash water, etc.). Non-storm water discharges that meet the conditions provided in Special Condition D of the general storm water permit are authorized by this Permit. The SWPPP must include BMPs to prevent or reduce contact of non-storm water discharges with significant materials or equipment.

6. **Soil Erosion.** Describe the facility locations where soil erosion may occur as a result of industrial activity, storm water discharges associated with industrial activity, or authorized non-storm water discharges.
7. **Trash.** Describe the facility locations where trash may be generated as a result of facility operations and on-site activities.

- B. The SWPPP shall include a summary of all areas of industrial activities, potential pollutant sources, and potential pollutants. This information should be summarized similar to Table B. The last column of Table B, "Control Practices", should be completed in accordance with section VIII. below.

VII. ASSESSMENT OF POTENTIAL POLLUTANT SOURCES

- A. The SWPPP shall include a narrative assessment of all industrial activities and potential pollutant sources as described in section VI above to determine:
 1. Which areas of the facility are likely sources of pollutants in storm water discharges and authorized non-storm water discharges, and
 2. Which pollutants are likely to be present in storm water discharges and authorized non-storm water discharges. Facility operators shall consider and evaluate various factors when performing this assessment such as current storm water BMPs; quantities of significant materials handled, produced, stored, or disposed of; likelihood of exposure to

T
E
N
T
A
T
I
V
E

storm water or authorized non-storm water discharges; history of spill or leaks; and run-on from outside sources.

- B. Facility operators shall summarize the areas of the facility that are likely sources of pollutants and the corresponding pollutants that are likely to be present in storm water discharges and authorized non-storm water discharges.

Facility operators are required to develop and implement additional BMPs as appropriate and necessary to prevent or reduce pollutants associated with each pollutant source. The BMPs will be narratively described in section VIII below.

VIII. STORM WATER BEST MANAGEMENT PRACTICES

The SWPPP shall include a narrative description of the storm water BMPs to be implemented at the facility for each potential pollutant and its source identified in the site assessment phase (sections VI and VII above). The BMPs shall be developed and implemented to reduce or prevent pollutants in storm water discharges and authorized non-storm water discharges. Each pollutant and its source may require one or more BMPs. Some BMPs may be implemented for multiple pollutants and their sources, while other BMPs will be implemented for a very specific pollutant and its source.

TABLE B
EXAMPLE
ASSESSMENT OF POTENTIAL POLLUTION SOURCES AND
CORRESPONDING BEST MANAGEMENT PRACTICES
SUMMARY

Area	Activity	Pollutant Source	Pollutant	Best Management Practices
Vehicle & Equipment Fueling	Fueling	Spills and leaks during delivery. Spills caused by topping off fuel tanks. Hosing or washing down fuel oil fuel area. Leaking storage tanks. Rainfall running off fuel oil, and rainfall running onto and off fueling area.	fuel oil	Use spill and overflow protection. Minimize run-on of storm water into the fueling area. Cover fueling area. Use dry cleanup methods rather than hosing down area. Implement proper spill prevention control program. Implement adequate preventative maintenance program to preventive tank and line leaks. Inspect fueling areas regularly to detect problems before they occur. Train employees on proper fueling, cleanup, and spill response techniques.

The description of the BMPs shall identify the BMPs as (1) existing BMPs, (2) existing BMPs to be revised and implemented, or (3) new BMPs to be implemented. The description shall also include a discussion on the effectiveness of each BMP to reduce or prevent pollutants in storm water discharges and authorized non-storm water discharges. The SWPPP shall provide a summary of

**T
E
N
T
A
T
I
V
E**

all BMPs implemented for each pollutant source. This information should be summarized similar to Table B.

Facility operators shall consider the following BMPs for implementation at the facility:

A. Non-Structural BMPs

Non-structural BMPs generally consist of processes, prohibitions, procedures, schedule of activities, etc., that prevent pollutants associated with industrial activity from contacting with storm water discharges and authorized non-storm water discharges. They are considered low technology, cost-effective measures. Facility operators should consider all possible non-structural BMPs options before considering additional structural BMPs (see section VIII.B. below). Below is a list of non-structural BMPs that should be considered:

1. **Good Housekeeping.** Good housekeeping generally consists of practical procedures to maintain a clean and orderly facility.
2. **Preventive Maintenance.** Preventive maintenance includes the regular inspection and maintenance of structural storm water controls (catch basins, oil/water separators, etc.) as well as other facility equipment and systems.
3. **Spill Response.** This includes spill clean-up procedures and necessary clean-up equipment based upon the quantities and locations of significant materials that may spill or leak.
4. **Material Handling and Storage.** This includes all procedures to minimize the potential for spills and leaks and to minimize exposure of significant materials to storm water and authorized non-storm water discharges.
5. **Employee Training.** This includes training of personnel who are responsible for (1) implementing activities identified in the SWPPP, (2) conducting inspections, sampling, and visual observations, and (3) managing storm water. Training should address topics such as spill response, good housekeeping, and material handling procedures, and actions necessary to implement all BMPs identified in the SWPPP. The SWPPP shall identify periodic dates for such training. Records shall be maintained of all training sessions held.
6. **Waste Handling/Recycling.** This includes the procedures or processes to handle, store, or dispose of waste materials or recyclable materials.
7. **Recordkeeping and Internal Reporting.** This includes the procedures to ensure that all records of inspections, spills, maintenance activities, corrective actions, visual observations, etc., are developed, retained, and provided, as necessary, to the appropriate facility personnel.
8. **Erosion Control and Site Stabilization.** This includes a description of all sediment and erosion control activities. This may include the planting and maintenance of vegetation, diversion of run-on and runoff, placement of sandbags, silt screens, or other sediment control devices, etc.
9. **Inspections.** This includes, in addition to the preventative maintenance inspections identified above, an inspection schedule of all potential pollutant sources. Tracking and follow-up procedures shall be described to ensure adequate corrective actions are taken and SWPPPs are made.
10. **Quality Assurance.** This includes the procedures to ensure that all elements of the SWPPP and Monitoring Program are adequately conducted.

B. Structural BMPs.

T
E
N
T
A
T
I
V
E

Where non-structural BMPs as identified in section VIII.A above are not effective, structural BMPs shall be considered. Structural BMPs generally consist of structural devices that reduce or prevent pollutants in storm water discharges and authorized non-storm water discharges. Below is a list of structural BMPs that should be considered:

1. **Overhead Coverage.** This includes structures that provide horizontal coverage of materials, chemicals, and pollutant sources from contact with storm water and authorized non-storm water discharges.
2. **Retention Ponds.** This includes basins, ponds, surface impoundments, bermed areas, etc. that do not allow storm water to discharge from the facility.
3. **Control Devices.** This includes berms or other devices that channel or route run-on and runoff away from pollutant sources.
4. **Secondary Containment Structures.** This generally includes containment structures around storage tanks and other areas for the purpose of collecting any leaks or spills.
5. **Treatment.** This includes inlet controls, infiltration devices, oil/water separators, detention ponds, vegetative swales, etc. that reduce the pollutants in storm water discharges and authorized non-storm water discharges.

IX. ANNUAL COMPREHENSIVE SITE COMPLIANCE EVALUATION

The facility operator shall conduct one comprehensive site compliance evaluation (evaluation) in each reporting period (July 1-June 30). Evaluations shall be conducted within 8-16 months of each other. The SWPPP shall be revised, as appropriate, and the revisions implemented within 90 days of the evaluation. Evaluations shall include the following:

- A. A review of all visual observation records, inspection records, and sampling and analysis results.
- B. A visual inspection of all potential pollutant sources for evidence of, or the potential for, pollutants entering the drainage system.
- C. A review and evaluation of all BMPs (both structural and non-structural) to determine whether the BMPs are adequate, properly implemented and maintained, or whether additional BMPs are needed. A visual inspection of equipment needed to implement the SWPPP, such as spill response equipment, shall be included.
- D. An evaluation report that includes, (i) identification of personnel performing the evaluation, (ii) the date(s) of the evaluation, (iii) necessary SWPPP revisions, (iv) schedule, as required in section X.E., for implementing SWPPP revisions, (v) any incidents of non-compliance and the corrective actions taken, and (vi) a certification that the facility operator is in compliance with this Permit. If the above certification cannot be provided, explain in the evaluation report why the facility operator is not in compliance with this General Permit. The evaluation report shall be submitted as part of the annual report, retained for at least five years, and signed and certified in accordance with Standard Provisions V.B.5 of Attachment D.

X. SWPPP GENERAL REQUIREMENTS

- A. The SWPPP shall be retained on site and made available upon request of a representative of the Regional Water Board and/or local storm water management agency (local agency) which receives the storm water discharges.
- B. The Regional Water Board and/or local agency may notify the facility operator when the SWPPP does not meet one or more of the minimum requirements of this section. As requested by the Regional Water Board and/or local agency, the facility operator shall submit an SWPPP revision and implementation schedule that meets the minimum requirements of

T
E
N
T
A
T
I
V
E

this section to the Regional Water Board and/or local agency that requested the SWPPP revisions. Within 14 days after implementing the required SWPPP revisions, the facility operator shall provide written certification to the Regional Water Board and/or local agency that the revisions have been implemented.

- C. The SWPPP shall be revised, as appropriate, and implemented prior to changes in industrial activities which (i) may significantly increase the quantities of pollutants in storm water discharge, (ii) cause a new area of industrial activity at the facility to be exposed to storm water, or (iii) begin an industrial activity which would introduce a new pollutant source at the facility.
- D. The SWPPP shall be revised and implemented in a timely manner, but in no case more than 90 days after a facility operator determines that the SWPPP is in violation of any requirement(s) of this Permit.
- E. When any part of the SWPPP is infeasible to implement due to proposed significant structural changes, the facility operator shall submit a report to the Regional Water Board prior to the applicable deadline that (i) describes the portion of the SWPPP that is infeasible to implement by the deadline, (ii) provides justification for a time extension, (iii) provides a schedule for completing and implementing that portion of the SWPPP, and (iv) describes the BMPs that will be implemented in the interim period to reduce or prevent pollutants in storm water discharges and authorized non-storm water discharges. Such reports are subject to Regional Water Board approval and/or modifications. Facility operators shall provide written notification to the Regional Water Board within 14 days after the SWPPP revisions are implemented.
- F. The SWPPP shall be provided, upon request, to the Regional Water Board. The SWPPP is considered a report that shall be available to the public by the Regional Water Board under section 308(b) of the Clean Water Act.

**T
E
N
T
A
T
I
V
E**

ATTACHMENT H – STATE WATER BOARD MINIMUM LEVELS (MICROGRAMS/LITER(µG/L))

The Minimum Levels (MLs) in this appendix are for use in reporting and compliance determination purposes in accordance with section 2.4 of the State Implementation Policy. These MLs were derived from data for priority pollutants provided by State certified analytical laboratories in 1997 and 1998. These MLs shall be used until new values are adopted by the State Water Board and become effective. The following tables (Tables 2a - 2d) present MLs for four major chemical groupings: volatile substances, semi-volatile substances, inorganics, and pesticides and PCBs.

Table 2a - VOLATILE SUBSTANCES*	GC	GCMS
1,1 Dichloroethane	0.5	1
1,1 Dichloroethylene	0.5	2
1,1,1 Trichloroethane	0.5	2
1,1,2 Trichloroethane	0.5	2
1,1,2,2 Tetrachloroethane	0.5	1
1,2 Dichlorobenzene (volatile)	0.5	2
1,2 Dichloroethane	0.5	2
1,2 Dichloropropane	0.5	1
1,3 Dichlorobenzene (volatile)	0.5	2
1,3 Dichloropropene (volatile)	0.5	2
1,4 Dichlorobenzene (volatile)	0.5	2
Acrolein	2.0	5
Acrylonitrile	2.0	2
Benzene	0.5	2
Bromoform	0.5	2
Methyl Bromide	1.0	2
Carbon Tetrachloride	0.5	2
Chlorobenzene	0.5	2
Chlorodibromo-methane	0.5	2
Chloroethane	0.5	2
Chloroform	0.5	2
Chloromethane	0.5	2
Dichlorobromo-methane	0.5	2
Dichloromethane	0.5	2
Ethylbenzene	0.5	2
Tetrachloroethylene	0.5	2
Toluene	0.5	2
Trans-1,2 Dichloroethylene	0.5	1
Trichloroethene	0.5	2
Vinyl Chloride	0.5	2

*The normal method-specific factor for these substances is 1; therefore, the lowest standard concentration in the calibration curve is equal to the above ML value for each substance.

Table 2b - SEMI-VOLATILE SUBSTANCES*	GC	GCMS	LC	COLOR
Benzo (a) Anthracene	10	5		
1,2 Dichlorobenzene (semivolatile)	2	2		
1,2 Diphenylhydrazine		1		
1,2,4 Trichlorobenzene	1	5		

T
E
N
T
A
T
I
V
E

Table 2b - SEMI-VOLATILE SUBSTANCES*	GC	GCMS	LC	COLOR
1,3 Dichlorobenzene (semivolatile)	2	1		
1,4 Dichlorobenzene (semivolatile)	2	1		
2- Chlorophenol	2	5		
2,4 Dichlorophenol	1	5		
2,4 Dimethylphenol	1	2		
2,4 Dinitrophenol	5	5		
2,4 Dinitrotoluene	10	5		
2,4,6 Trichlorophenol	10	10		
2,6 Dinitrotoluene		5		
2- Nitrophenol		10		
2-Chloroethyl vinyl ether	1	1		
2-Chloronaphthalene		10		
3,3' Dichlorobenzidine		5		
Benzo (b) Fluoranthene		10	10	
3-Methyl-Chlorophenol	5	1		
4,6 Dinitro-2-methylphenol	10	5		
4- Nitrophenol	5	10		
4-Bromophenyl phenyl ether	10	5		
4-Chlorophenyl phenyl ether		5		
Acenaphthene	1	1	0.5	
Acenaphthylene		10	0.2	
Anthracene		10	2	
Benzidine		5		
Benzo(a) pyrene		10	2	
Benzo(g,h,i)perylene		5	0.1	
Benzo(k)fluoranthene		10	2	
bis 2-(1-Chloroethoxyl) methane		5		
bis(2-chloroethyl) ether	10	1		
bis(2-Chloroisopropyl) ether	10	2		
bis(2-Ethylhexyl) phthalate	10	5		
Butyl benzyl phthalate	10	10		
Chrysene		10	5	
di-n-Butyl phthalate		10		
di-n-Octyl phthalate		10		
Dibenzo(a,h)-anthracene		10	0.1	
Diethyl phthalate	10	2		
Dimethyl phthalate	10	2		
Fluoranthene	10	1	0.05	
Fluorene		10	0.1	
Hexachloro-cyclopentadiene	5	5		
Hexachlorobenzene	5	1		
Hexachlorobutadiene	5	1		
Hexachloroethane	5	1		
Indeno(1,2,3,cd)-pyrene		10	0.05	
Isophorone	10	1		
N-Nitroso diphenyl amine	10	1		
N-Nitroso-dimethyl amine	10	5		
N-Nitroso -di n-propyl amine	10	5		
Naphthalene	10	1	0.2	
Nitrobenzene	10	1		
Pentachlorophenol	1	5		
Phenanthrene		5	0.05	

T
E
N
T
A
T
I
V
E

Table 2b - SEMI-VOLATILE SUBSTANCES*	GC	GCMS	LC	COLOR
Phenol **	1	1		50
Pyrene		10	0.05	

* With the exception of phenol by colorimetric technique, the normal method-specific factor for these substances is 1,000; therefore, the lowest standard concentration in the calibration curve is equal to the above ML value for each substance multiplied by 1,000.

** Phenol by colorimetric technique has a factor of 1.

Table 2c INORGANICS*	FAA	GFAA	ICP	ICPMS	SPGFAA	HYDRIDE	CVAA	COLOR	DCP
Antimony	10	5	50	0.5	5	0.5			1,000
Arsenic		2	10	2	2	1		20	1,000
Beryllium	20	0.5	2	0.5	1				1,000
Cadmium	10	0.5	10	0.25	0.5				1,000
Chromium (total)	50	2	10	0.5	1				1,000
Chromium VI	5							10	
Copper	25	5	10	0.5	2				1,000
Cyanide								5	
Lead	20	5	5	0.5	2				10,000
Mercury				0.5			0.2		
Nickel	50	5	20	1	5				1,000
Selenium		5	10	2	5	1			1,000
Silver	10	1	10	0.25	2				1,000
Thallium	10	2	10	1	5				1,000
Zinc	20		20	1	10				1,000

* The normal method-specific factor for these substances is 1; therefore, the lowest standard concentration in the calibration curve is equal to the above ML value for each substance.

Table 2d – PESTICIDES – PCBs*	GC
4,4'-DDD	0.05
4,4'-DDE	0.05
4,4'-DDT	0.01
a-Endosulfan	0.02
alpha-BHC	0.01
Aldrin	0.005
b-Endosulfan	0.01
Beta-BHC	0.005
Chlordane	0.1
Delta-BHC	0.005
Dieldrin	0.01
Endosulfan Sulfate	0.05
Endrin	0.01
Endrin Aldehyde	0.01
Heptachlor	0.01
Heptachlor Epoxide	0.01
Gamma-BHC (Lindane)	0.02
PCB 1016	0.5
PCB 1221	0.5
PCB 1232	0.5
PCB 1242	0.5
PCB 1248	0.5

Table 2d – PESTICIDES – PCBs*	GC
PCB 1254	0.5
PCB 1260	0.5
Toxaphene	0.5

* The normal method-specific factor for these substances is 100; therefore, the lowest standard concentration in the calibration curve is equal to the above ML value for each substance multiplied by 100.

Techniques:

- GC - Gas Chromatography
- GCMS - Gas Chromatography/Mass Spectrometry
- HRGCMS - High Resolution Gas Chromatography/Mass Spectrometry (i.e., EPA 1613, 1624, or 1625)
- LC - High Pressure Liquid Chromatography
- FAA - Flame Atomic Absorption
- GFAA - Graphite Furnace Atomic Absorption
- HYDRIDE - Gaseous Hydride Atomic Absorption
- CVAA - Cold Vapor Atomic Absorption
- ICP - Inductively Coupled Plasma
- ICPMS - Inductively Coupled Plasma/Mass Spectrometry
- SPGFAA - Stabilized Platform Graphite Furnace Atomic Absorption (i.e., EPA 200.9)
- DCP - Direct Current Plasma
- COLOR – Colorimetric

**T
E
N
T
A
T
I
V
E**

ATTACHMENT I – LIST OF PRIORITY POLLUTANTS

CTR Number	Parameter	CAS Number	Analytical Methods
1	Antimony	7440360	
2	Arsenic	7440382	
3	Beryllium	7440417	
4	Cadmium	7440439	
5a	Chromium (III)	16065831	
5a	Chromium (VI)	18540299	
6	Copper	7440508	
7	Lead	7439921	
8	Mercury	7439976	
9	Nickel	7440020	
11	Selenium	7782492	
11	Silver	7440224	
12	Thallium	7440280	
13	Zinc	7440666	
14	Cyanide	57125	
15	Asbestos	1332214	
16	2,3,7,8-TCDD	1746016	
17	Acrolein	117028	
18	Acrylonitrile	117131	
19	Benzene	71432	
20	Bromoform	75252	
21	Carbon Tetrachloride	56235	
22	Chlorobenzene	118907	
23	Chlorodibromomethane	124481	
24	Chloroethane	75003	
25	2-Chloroethylvinyl Ether	111758	
26	Chloroform	67663	
27	Dichlorobromomethane	75274	
28	1,1-Dichloroethane	75343	
29	1,2-Dichloroethane	117062	
30	1,1-Dichloroethylene	75354	
31	1,2-Dichloropropane	78875	
32	1,3-Dichloropropylene	542756	
33	Ethylbenzene	110414	
34	Methyl Bromide	74839	
35	Methyl Chloride	74873	
36	Methylene Chloride	75092	
37	1,1,2,2-Tetrachloroethane	79345	
38	Tetrachloroethylene	127184	
39	Toluene	118883	
40	1,2-Trans-Dichloroethylene	156605	
41	1,1,1-Trichloroethane	71556	
42	1,1,2-Trichloroethane	79005	
43	Trichloroethylene	79016	
44	Vinyl Chloride	75014	
45	2-Chlorophenol	95578	
46	2,4-Dichlorophenol	120832	

T
E
N
T
A
T
I
V
E

CTR Number	Parameter	CAS Number	Analytical Methods
47	2,4-Dimethylphenol	115679	
48	2-Methyl-4,6-Dinitrophenol	534521	
49	2,4-Dinitrophenol	51285	
50	2-Nitrophenol	88755	
51	4-Nitrophenol	110027	
52	3-Methyl-4-Chlorophenol	59507	
53	Pentachlorophenol	87865	
54	Phenol	118952	
55	2,4,6-Trichlorophenol	88062	
56	Acenaphthene	83329	
57	Acenaphthylene	208968	
58	Anthracene	120127	
59	Benzidine	92875	
60	Benzo(a)Anthracene	56553	
61	Benzo(a)Pyrene	50328	
62	Benzo(b)Fluoranthene	205992	
63	Benzo(ghi)Perylene	191242	
64	Benzo(k)Fluoranthene	207089	
65	Bis(2-Chloroethoxy)Methane	111911	
66	Bis(2-Chloroethyl)Ether	111444	
67	Bis(2-Chloroisopropyl)Ether	118601	
68	Bis(2-Ethylhexyl)Phthalate	117817	
69	4-Bromophenyl Phenyl Ether	111553	
70	Butylbenzyl Phthalate	85687	
71	2-Chloronaphthalene	91587	
72	4-Chlorophenyl Phenyl Ether	7005723	
73	Chrysene	218019	
74	Dibenzo(a,h)Anthracene	53703	
75	1,2-Dichlorobenzene	95501	
76	1,3-Dichlorobenzene	541731	
77	1,4-Dichlorobenzene	116467	
78	3,3'-Dichlorobenzidine	91941	
79	Diethyl Phthalate	84662	
80	Dimethyl Phthalate	131113	
81	Di-n-Butyl Phthalate	84742	
82	2,4-Dinitrotoluene	121142	
83	2,6-Dinitrotoluene	606202	
84	Di-n-Octyl Phthalate	117840	
85	1,2-Diphenylhydrazine	122667	
86	Fluoranthene	206440	
87	Fluorene	86737	
88	Hexachlorobenzene	118741	
89	Hexachlorobutadiene	87863	
90	Hexachlorocyclopentadiene	77474	
91	Hexachloroethane	67721	
92	Indeno(1,2,3-cd)Pyrene	193395	
93	Isophorone	78591	
94	Naphthalene	91203	
95	Nitrobenzene	98953	
96	N-Nitrosodimethylamine	62759	
97	N-Nitrosodi-n-Propylamine	621647	
98	N-Nitrosodiphenylamine	86306	

T
E
N
T
A
T
I
V
E

CTR Number	Parameter	CAS Number	Analytical Methods
99	Phenanthrene	85018	1
100	Pyrene	129000	1
101	1,2,4-Trichlorobenzene	120821	1
102	Aldrin	309002	1
103	alpha-BHC	319846	1
104	beta-BHC	319857	1
105	gamma-BHC	58899	1
106	delta-BHC	319868	1
107	Chlordane	57749	1
108	4,4'-DDT	50293	1
109	4,4'-DDE	72559	1
110	4,4'-DDD	72548	1
111	Dieldrin	60571	1
112	alpha-Endosulfan	959988	1
113	beta-Endosulfan	33213659	1
114	Endosulfan Sulfate	1131178	1
115	Endrin	72208	1
116	Endrin Aldehyde	7421934	1
117	Heptachlor	76448	1
118	Heptachlor Epoxide	1124573	1
119	PCB-1116	12674112	1
120	PCB-1221	11114282	1
121	PCB-1232	11141165	1
122	PCB-1242	53469219	1
123	PCB-1248	12672296	1
124	PCB-1254	11197691	1
125	PCB-1260	11196825	1
126	Toxaphene	8001352	1

¹ Pollutants shall be analyzed using the methods described in 40 C.F.R. Part 136.

T
E
N
T
A
T
I
V
E

ATTACHMENT J – SUMMARY OF EFFLUENT LIMITATION CALCULATIONS

**T
E
N
T
A
T
I
V
E**

CTR#	Parameters	Units	CV	MEC	CTR Water Quality Criteria (ug/L)					Water & organisms	Organisms only	Lowest C or W/LAs	REASONABLE POTENTIAL ANALYSIS (RPA)												
					Freshwater		Saltwater		Human Health for consumption of:				MEC = Lowest C	Tier 1 - Need limit?	B Available (Y/N)?	Are all B data points non-detects (Y/N)?	If all data points ND Enter the min detection limit (MDL)	Enter the pollutant B detected max conc (ug/L)	If all B is MDL>C?	If B<C, effluent limit required	Tier 3 - other info. ?	RPA Result - Need Limit?	Reason		
					C acute = CMC tot	C chronic = CCC tot	C acute = CMC tot	C chronic = CCC tot	C acute = CMC tot															C chronic = CCC tot	
1	Antimony	ug/L						6.00	4300.00	6.00							0.78						B<=C, Step 7	No	UD: effluent ND, MDL>C & E
2	Arsenic	ug/L				340.00	150.00			10.00	10.00						4.81						B<=C, Step 7	No	UD: effluent ND, MDL>C & E
3	Beryllium	ug/L						4.00	Narrative	4.00							0.02						B<=C, Step 7	No	UD: effluent ND, MDL>C & E
4	Cadmium	ug/L				13.59	5.30			5.00	Narrative	5.00					0.31						B<=C, Step 7	No	UD: effluent ND, MDL>C & E
5a	Chromium (III)	ug/L			10	3863.55	460.51			50.00	Narrative	50.00	No	No	Y	N	1.8						B<=C, Step 7	No	MEC-C & B<=C
5b	Chromium (VI)	ug/L			5.66	16.00	11.00			10.00	Narrative	10.00	No	No	Y	N	2.17						B<=C, Step 7	No	MEC-C & B<=C
6	Copper	ug/L	0.6		160	35.13	21.49			1000.00		21.49	Yes	Yes	Y	N	16.61						B<=C, Step 7	Yes	MEC-C & B<=C
7	Lead	ug/L	0.6		20	282.99	11.03			Narrative		11.03	Yes	Yes	Y	N	7.41						B<=C, Step 7	Yes	MEC-C & B<=C
7	Lead, Wet Weather WLA	ug/L	0.6		20	166.00						166	No	No	Y	N							B<=C, Step 7	No	MEC-C & B<=C
8	Mercury	ug/L				Reserved	Reserved			2.00000	0.05100	0.05100			Y	N	0.03000						B<=C, Step 7	No	UD: effluent ND, MDL>C & E
9	Nickel	ug/L			10	1071.75	119.16			100.00	4600.00	100.00	No	No	Y	N	4.77						B<=C, Step 7	No	MEC-C & B<=C
10	Selenium	ug/L				20.00	5.00			50.00	Narrative	5.00			Y	N	2.34						B<=C, Step 7	No	UD: effluent ND, MDL>C & E
11	Silver	ug/L			10	21.77				100.00		21.77	No	No	Y	N	0.07						B<=C, Step 7	No	MEC-C & B<=C
12	Thallium	ug/L								2.00	6.30	2.00			Y	N	0.01						B<=C, Step 7	No	UD: effluent ND, MDL>C & E
13	Zinc	ug/L			110	274.05	274.05			5000.00		274.0	No	No	Y	N	119						B<=C, Step 7	No	MEC-C & B<=C
14	Cyanide	ug/L				22.00	5.20			150.00	220000.0	5.20			Y	N	4.58						B<=C, Step 7	No	UD: effluent ND, MDL>C & E
15	Asbestos	MFL			No Criteria							No Criteria	No Criteria	No Criteria	Y	N							No Criteria	Uc	No Criteria
16	2,3,7,8 TCDD	ug/L								0.000000030	1.4E-08	1.40E-08			Y	N							No detected value of B, Step 7	No	UD: effluent ND, MDL>C & E
	TCDD Equivalents	ug/L	0									1.4E-08	1.40E-08		N							No detected value of B, Step 7	RSW detected	Ud	No effluent data & no B
17	Acrolein	ug/L			50					780.0	780		No	No	Y	N	0.49						No detected value of B, Step 7	No	MEC-C & B is ND
18	Acrylonitrile	ug/L								0.66	0.660				Y	Y	0.2						No detected value of B, Step 7	No	UD: effluent ND, MDL>C, and
19	Benzene	ug/L								1.0	0.71	0			Y	Y	0.1						No detected value of B, Step 7	No	UD: effluent ND, MDL>C, and
20	Bromoform	ug/L			1					360	360.0	No	No	Y	N		0.31						B<=C, Step 7	No	MEC-C & B<=C
21	Carbon Tetrachloride	ug/L								0.50	4.4	0.50			Y	Y	0.11						No detected value of B, Step 7	No	MEC-C & B is ND
22	Chlorobenzene	ug/L			1					70	21000	70	No	No	Y	Y	0.08						No detected value of B, Step 7	No	MEC-C & B is ND
23	Chlorodibromomethane	ug/L			3					34	34.00		No	No	Y	N		3.2					B<=C, Step 7	No	MEC-C & B<=C
24	Chloroethane	ug/L			No Criteria							No Criteria	No Criteria	No Criteria	Y	Y	0.18						No Criteria	Uc	No Criteria
25	2-Chloroethylvinyl ether	ug/L			No Criteria							No Criteria	No Criteria	No Criteria	Y	Y	0.07						No Criteria	Uc	No Criteria
26	Chloroform	ug/L			No Criteria							No Criteria	No Criteria	No Criteria	Y	N	19.9	19.9	N				No Criteria	Uc	No Criteria
27	Dichlorobromomethane	ug/L			3					46	46.00	No	No	Y	N		9						B<=C, Step 7	No	MEC-C & B<=C
28	1,1-Dichloroethane	ug/L			1					5.00	5.00		No	No	Y	Y	0.07						No detected value of B, Step 7	No	MEC-C & B is ND
29	1,2-Dichloroethane	ug/L								0.50	99	0.50			Y	Y	0.09						No detected value of B, Step 7	No	UD: effluent ND, MDL>C, and
30	1,1-Dichloroethylene	ug/L			1					6.000	3.2	3.200	No	No	Y	Y	0.13						No detected value of B, Step 7	No	MEC-C & B is ND
31	1,2-Dichloropropane	ug/L			1					5.00	39	5.00		No	No	Y	Y	0.09					No detected value of B, Step 7	No	MEC-C & B is ND
32	1,3-Dichloropropylene	ug/L								1	1700	1			Y	Y	0						No detected value of B, Step 7	No	UD: effluent ND, MDL>C, and
33	Ethylbenzene	ug/L			1					300	29000	300	No	No	Y	Y	0.12						No detected value of B, Step 7	No	MEC-C & B is ND
34	Methyl Bromide	ug/L			1					4000	4000	4000	No	No	Y	Y	0.21						No detected value of B, Step 7	No	MEC-C & B is ND
35	Methyl Chloride	ug/L			No Criteria							No Criteria	No Criteria	No Criteria	Y	Y	0.06						No Criteria	Uc	No Criteria
36	Methylene Chloride	ug/L			5					1600	1600.0	No	No	Y	N		0.59						B<=C, Step 7	No	MEC-C & B<=C
37	1,1,2,2-Tetrachloroethane	ug/L								1.00	11	1.00			Y	Y	0.08						No detected value of B, Step 7	No	UD: effluent ND, MDL>C, and
38	Tetrachloroethylene	ug/L			1					5.0	8.85	5.0	No	No	Y	Y	0.16						No detected value of B, Step 7	No	MEC-C & B is ND
39	Toluene	ug/L			1					150	200000	150	No	No	Y	N		1					B<=C, Step 7	No	MEC-C & B<=C
40	1,2-Trans-Dichloroethylene	ug/L			1					10	140000	10	No	No	Y	Y	0.09						No detected value of B, Step 7	No	MEC-C & B is ND
41	1,1,1-Trichloroethane	ug/L			1					200.00		200.00	No	No	Y	Y	0.07						No detected value of B, Step 7	No	MEC-C & B is ND
42	1,1,2-Trichloroethane	ug/L			1					5.0	42	5.0	No	No	Y	Y	0.09						No detected value of B, Step 7	No	MEC-C & B is ND
43	Trichloroethylene	ug/L			1					5.0	81	5.0	No	No	Y	Y	0.13						No detected value of B, Step 7	No	MEC-C & B is ND
44	Vinyl Chloride	ug/L								1	525	1			Y	Y	0.25						No detected value of B, Step 7	No	UD: effluent ND, MDL>C, and
45	2-Chlorophenol	ug/L			5					400	400	400	No	No	Y	Y	0.15						No detected value of B, Step 7	No	MEC-C & B is ND
46	2,4-Dichlorophenol	ug/L			5					790	790	790	No	No	Y	Y	0.11						No detected value of B, Step 7	No	MEC-C & B is ND
47	2,4-Dimethylphenol	ug/L			5					2300	2300	2300	No	No	Y	Y	0.11						No detected value of B, Step 7	No	MEC-C & B is ND
	4,6-dinitro o-resol (aka2-methyl-4,6-Dinitrophenol)	ug/L			5					765	765.0	No	No	Y	Y	1.3							No detected value of B, Step 7	No	MEC-C & B is ND
48	2,4-Dinitrophenol	ug/L			5					14000	14000	14000	No	No	Y	Y	1.7						No detected value of B, Step 7	No	MEC-C & B is ND
50	2-Nitrophenol	ug/L			No Criteria							No Criteria	No Criteria	No Criteria	Y	Y	0.18						No Criteria	Uc	No Criteria
51	4-Nitrophenol	ug/L			No Criteria							No Criteria	No Criteria	No Criteria	Y	Y	1.3						No Criteria	Uc	No Criteria
	3-Methyl-4-Chlorophenol (aka p-chloro-m-resol)	ug/L			No Criteria							No Criteria	No Criteria	No Criteria	Y	Y	0.13						No Criteria	Uc	No Criteria
52	Pentachlorophenol	ug/L			No Criteria					1.00	8.2	1.00			Y	Y	0.38						No detected value of B, Step 7	No	UD: effluent ND, MDL>C, and
54	Phenol	ug/L			5					4600000	4600000	No	No	Y	N		1.5						B<=C, Step 7	No	MEC-C & B<=C
55	2,4,6-Trichlorophenol	ug/L			5					6.5	6.5	6.5	No	No	Y	N		0.33					B<=C, Step 7	No	MEC-C & B<=C
56	Acenaphthene	ug/L			5					2700	2700	2700	No	No	Y	Y	0.15						No detected value of B, Step 7	No	MEC-C & B is ND
57	Acenaphthylene	ug/L			No Criteria							No Criteria	No Criteria	No Criteria	Y	Y	0.14						No Criteria	Uc	No Criteria
58	Anthracene	ug/L			5					110000	110000	No	No	Y	Y	0.16							No detected value of B, Step 7	No	MEC-C & B is ND
59	Benzidine	ug/L								0.00054	0.00054	0.00054			Y	Y	1.6						No detected value of B, Step 7	No	UD: effluent ND, MDL>C, and
60	Benzo(a)Anthracene	ug/L								0.049	0.049	0.049			Y	Y	0.12						No detected value of B, Step 7	No	UD: effluent ND, MDL>C, and
61	Benzo(a)Pyrene	ug/L								0.20	0.049	0.049			Y	N							B<=C, Step 7	No	UD: effluent ND, MDL>C & E
62	Benzo(b)Fluoranthene	ug/L									0.049	0.0490			Y	N							B<=C, Step 7	No	UD: effluent ND, MDL>C & E

CTR#	Parameters	HUMAN HEALTH CALCULATIONS			AQUATIC LIFE CALCULATIONS									LIMITS		Recommendation	
		Organisms only			Saltwater / Freshwater / Basin Plan									Lowest AMEL	Lowest MDEL		
		AMEL hh = ECA - C hh O only	MDEL/AMEL multiplier	MDEL hh	ECA acute multiplier (p.7)	LTA acute	ECA chronic multiplier	LTA chronic	Lowest LTA	AMEL multiplier 95	AMEL aq life	MDEL multiplier 99	MDEL aq life				
1	Antimony																No Limit
2	Arsenic																No Limit
3	Beryllium																No Limit
4	Cadmium																No Limit
5a	Chromium (III)																No Limit
5b	Chromium (VI)																No Limit
6	Copper	Enter HH criteria	2.01		0.32	11.28	0.53	11.33	11.28	1.55	17.51	3.11	35.12796	18		35	
7	Lead	Enter HH criteria	2.01		0.32	90.86	0.53	5.82	5.82	1.55	9.03	3.11	18.1146	9.0		18	
7	Lead, Wet Weather WLA				0.32	53.30			53.30	1.55	82.74	3.11	166	83		166	
8	Mercury																No Limit
9	Nickel																No Limit
10	Selenium																No Limit
11	Silver																No Limit
12	Thallium																No Limit
13	Zinc																No Limit
14	Cyanide																No Limit
15	Asbestos																No Limit
16	2,3,7,8 TCDD																No Limit
	TCDD Equivalents																No Limit
17	Acrolein																No Limit
18	Acrylonitrile																No Limit
19	Benzene																No Limit
20	Bromoform																No Limit
21	Carbon Tetrachloride																No Limit
22	Chlorobenzene																No Limit
23	Chlorodibromomethane																No Limit
24	Chloroethane																No Limit
25	2-Chloroethylvinyl ether																No Limit
26	Chloroform																No Limit
27	Dichlorobromomethane																No Limit
28	1,1-Dichloroethane																No Limit
29	1,2-Dichloroethane																No Limit
30	1,1-Dichloroethylene																No Limit
31	1,2-Dichloropropane																No Limit
32	1,3-Dichloropropylene																No Limit
33	Ethylbenzene																No Limit
34	Methyl Bromide																No Limit
35	Methyl Chloride																No Limit
36	Methylene Chloride																No Limit
37	1,1,2,2-Tetrachloroethane																No Limit
38	Tetrachloroethylene																No Limit
39	Toluene																No Limit
40	1,2-Trans-Dichloroethylene																No Limit
41	1,1,1-Trichloroethane																No Limit
42	1,1,2-Trichloroethane																No Limit
43	Trichloroethylene																No Limit
44	Vinyl Chloride																No Limit
45	2-Chlorophenol																No Limit
46	2,4-Dichlorophenol																No Limit
47	2,4-Dimethylphenol																No Limit
48	4,6-dinitro-o-resol (aka2-methyl-4,6-Dinitrophenol)																No Limit
49	2,4-Dinitrophenol																No Limit
50	2-Nitrophenol																No Limit
51	4-Nitrophenol																No Limit
52	3-Methyl-4-Chlorophenol (aka P-chloro-m-resol)																No Limit
53	Pentachlorophenol																No Limit
54	Phenol																No Limit
55	2,4,6-Trichlorophenol																No Limit
56	Acenaphthene																No Limit
57	Acenaphthylene																No Limit
58	Anthracene																No Limit
59	Benzidine																No Limit
60	Benzo(a)Anthracene																No Limit
61	Benzo(a)Pyrene																No Limit
62	Benzo(b)Fluoranthene																No Limit

CTR#	Parameters	Units	CV	MEC	CTR Water Quality Criteria (ug/L)					REASONABLE POTENTIAL ANALYSIS (RPA)												
					Freshwater		Saltwater		Human Health for consumption of:			MEC <= Lowest C	Tier 1 - Need limit?	B Available (Y/N)?	Are all B data points non-detects (Y/N)?	If all data points ND Enter the min detection limit (MDL)	Enter the pollutant B detected max conc (ug/L)	If all B is ND, is MDL<C?	If B<C, effluent limit required	Tier 3 - other info. ?	RPA Result - Need Limit?	Reason
					C acute = CMC tot	C chronic = CCC tot	C acute = CMC tot	C chronic = CCC tot	Water & organisms	Organisms only	Lowest C or WLAs											
63	Benzo(g,h)Perylene	ug/L		No Criteria					No Criteria	No Criteria	Y	Y	0.13	N	N	No Criteria	No Criteria	No Criteria	No Criteria			
64	Benzo(k)Fluoranthene	ug/L		No Criteria					0.049	0.0490	Y	N		0.026	N	B<=C, Step 7	No	UD: effluent ND, MDL-C & B				
65	Bis(2-Chloroethoxy)Methane	ug/L		No Criteria					No Criteria	No Criteria	Y	Y	0.13	N	N	No Criteria	No Criteria	No Criteria	No Criteria			
66	Bis(2-Chloroethyl)Ether	ug/L							1.4	1.400	Y	Y	0.13	N	N	No detected value of B, Step 7	No	UD: effluent ND, MDL-C, an				
67	Bis(2-Chloroisopropyl)Ether	ug/L		5					170000	170000	No	No	Y	0.16	N	No detected value of B, Step 7	No	MEC-C & B is ND				
68	Bis(2-Ethylhexyl)Phthalate	ug/L		5					5.9	5.9	No	No	Y	N	0.27	B<=C, Step 7	No	MEC-C & B<=C				
69	4-Bromophenyl Phenyl Ether	ug/L		No Criteria					No Criteria	No Criteria	No	No	Y	0.21	N	No Criteria	No Criteria	No Criteria	No Criteria			
70	Butylbenzyl Phthalate	ug/L		5					5200	5200	No	No	Y	0.1	N	No detected value of B, Step 7	No	MEC-C & B is ND				
71	2-Chloronaphthalene	ug/L		5					4300	4300	No	No	Y	0.12	N	No detected value of B, Step 7	No	MEC-C & B is ND				
72	4-Chlorophenyl Phenyl Ether	ug/L		No Criteria					No Criteria	No Criteria	Y	Y	0.17	N	N	No Criteria	No Criteria	No Criteria	No Criteria			
73	Chrysene	ug/L							0.049	0.049		Y	N		0.022	B<=C, Step 7	No	UD: effluent ND, MDL-C & B				
74	Dibenzo(a,h)Anthracene	ug/L							0.049	0.0490		Y	N		0.067	B<=C & eff ND, Step 7	No	UD: effluent ND, MDL-C & B				
75	1,2-Dichlorobenzene	ug/L		1					600	600	No	No	Y	0.07	N	No detected value of B, Step 7	No	MEC-C & B is ND				
76	1,3-Dichlorobenzene	ug/L		1					2600	2600	No	No	Y	0.08	N	No detected value of B, Step 7	No	MEC-C & B is ND				
77	1,4-Dichlorobenzene	ug/L		1					2600	2600	No	No	Y	0.07	N	No detected value of B, Step 7	No	MEC-C & B is ND				
78	3,3-Dichlorobenzidine	ug/L							0.077	0.08	No	No	Y	0.66	Y	No detected value of B, Step 7	No	UD: effluent ND, MDL-C, an				
79	Diethyl Phthalate	ug/L		5					120000	120000	No	No	Y	0.21	N	No detected value of B, Step 7	No	MEC-C & B is ND				
80	Dimethyl Phthalate	ug/L		5					2900000	2900000	No	No	Y	0.19	N	No detected value of B, Step 7	No	MEC-C & B is ND				
81	Di-n-Butyl Phthalate	ug/L		5					12000	12000	No	No	Y	0.1	N	No detected value of B, Step 7	No	MEC-C & B is ND				
82	2,4-Dinitrotoluene	ug/L		5					9.10	9.10	No	No	Y	0.2	N	No detected value of B, Step 7	No	MEC-C & B is ND				
83	2,6-Dinitrotoluene	ug/L		No Criteria					No Criteria	No Criteria	Y	Y	0.12	N	N	No Criteria	No Criteria	No Criteria	No Criteria			
84	Di-n-Octyl Phthalate	ug/L		No Criteria					No Criteria	No Criteria	Y	Y	0.12	N	N	No Criteria	No Criteria	No Criteria	No Criteria			
85	1,2-Diphenylhydrazine	ug/L							0.54	0.540	No	No	Y	0.13	N	No detected value of B, Step 7	No	UD: effluent ND, MDL-C, an				
86	Fluoranthene	ug/L		5					370	370	No	No	Y	0.1	N	No detected value of B, Step 7	No	MEC-C & B is ND				
87	Fluorene	ug/L		5					14000	14000	No	No	Y	0.18	N	No detected value of B, Step 7	No	MEC-C & B is ND				
88	Hexachlorobenzene	ug/L							1.00000	0.00077	0.00077	Y	Y	0.11	Y	No detected value of B, Step 7	No	UD: effluent ND, MDL-C, an				
89	Hexachlorobutadiene	ug/L		5					50	50.00	No	No	Y	0.14	N	No detected value of B, Step 7	No	MEC-C & B is ND				
90	Hexachlorocyclopentadiene	ug/L		5					50	17000	50	No	No	Y	0.52	N	No detected value of B, Step 7	No	MEC-C & B is ND			
91	Hexachloroethane	ug/L		5					8.9	8.9	No	No	Y	0.14	N	No detected value of B, Step 7	No	MEC-C & B is ND				
92	Indeno(1,2,3-cd)Pyrene	ug/L							0.049	0.0490		Y	N		0.034	B<=C, Step 7	No	UD: effluent ND, MDL-C & B				
93	Isophorone	ug/L		5					600	600.0	No	No	Y	0.13	N	No detected value of B, Step 7	No	MEC-C & B is ND				
94	Naphthalene	ug/L		No Criteria					No Criteria	No Criteria	No	No	Y	0.15	N	No Criteria	No Criteria	No Criteria	No Criteria			
95	Nitrobenzene	ug/L		5					1900	1900	No	No	Y	0.13	N	No detected value of B, Step 7	No	MEC-C & B is ND				
96	N-Nitrosodimethylamine	ug/L		5					8.10	8.10000	No	No	Y	0.14	N	No detected value of B, Step 7	No	MEC-C & B is ND				
97	N-Nitrosodi-n-Propylamine	ug/L							1.40	1.400	No	No	Y	0.12	N	No detected value of B, Step 7	No	UD: effluent ND, MDL-C, an				
98	N-Nitrosodiphenylamine	ug/L		5					16	16.0	No	No	Y	0.15	N	No detected value of B, Step 7	No	MEC-C & B is ND				
99	Phenanthrene	ug/L		No Criteria					No Criteria	No Criteria	Y	Y	0.11	N	N	No Criteria	No Criteria	No Criteria	No Criteria			
100	Pyrene	ug/L		5					11000	11000	No	No	Y	0.19	N	No detected value of B, Step 7	No	MEC-C & B is ND				
101	1,2,4-Trichlorobenzene	ug/L							5.00	5.00	No	No	Y	0.17	N	No detected value of B, Step 7	No	UD: effluent ND, MDL-C, an				
102	Aldrin	ug/L							0.00014	0.00014	No	No	Y	0.001	N	No detected value of B, Step 7	No	UD: effluent ND, MDL-C, an				
103	alpha-BHC	ug/L							0.013	0.0130	No	No	Y	0.001	N	No detected value of B, Step 7	No	UD: effluent ND, MDL-C, an				
104	beta-BHC	ug/L		0.03					0.046	0.046	No	No	Y	0.002	N	No detected value of B, Step 7	No	MEC-C & B is ND				
105	gamma-BHC	ug/L		0.03					0.063	0.063	No	No	Y	0.0009	N	No detected value of B, Step 7	No	MEC-C & B is ND				
106	delta-BHC	ug/L		No Criteria					No Criteria	No Criteria	No	No	Y	0.001	N	No Criteria	No Criteria	No Criteria	No Criteria			
107	Chlordane	ug/L							2.40	0.00		Y	Y	0.01	Y	No detected value of B, Step 7	No	UD: effluent ND, MDL-C, an				
108	4,4'-DDT	ug/L							1.10	0.00		Y	Y	0.001	Y	No detected value of B, Step 7	No	UD: effluent ND, MDL-C, an				
109	4,4'-DDE (linked to DDT)	ug/L										Y	Y	0.001	Y	No detected value of B, Step 7	No	UD: effluent ND, MDL-C, an				
110	4,4'-DDD	ug/L										Y	Y	0.001	Y	No detected value of B, Step 7	No	UD: effluent ND, MDL-C, an				
111	Dieldrin	ug/L							0.24	0.06		Y	Y	0.001	Y	No detected value of B, Step 7	No	UD: effluent ND, MDL-C, an				
112	alpha-Endosulfan	ug/L		0.03					0.22	0.056	No	No	Y	0.001	N	No detected value of B, Step 7	No	MEC-C & B is ND				
113	beta-Endosulfan	ug/L							0.22	0.056	No	No	Y	0.001	N	No detected value of B, Step 7	No	UD: effluent ND, MDL-C, an				
114	Endosulfan Sulfate	ug/L		0.06					240	0.0560	No	No	Y	0.001	N	No detected value of B, Step 7	No	MEC-C & B is ND				
115	Endrin	ug/L							2.00	0.81	0.0360	No	No	Y	0.001	N	No detected value of B, Step 7	No	UD: effluent ND, MDL-C, an			
116	Endrin Aldehyde	ug/L		0.13						0.81	No	No	Y	0.001	N	No detected value of B, Step 7	No	MEC-C & B is ND				
117	Heptachlor	ug/L							0.52	0.0038		0.01000	0.00021	0.00021	Y	No detected value of B, Step 7	No	UD: effluent ND, MDL-C, an				
118	Heptachlor Epoxide	ug/L							0.52	0.0038		0.01000	0.00011	0.00011	Y	No detected value of B, Step 7	No	UD: effluent ND, MDL-C, an				
119-125	PCBs sum (2)	ug/L								0.01		0.00017	0.00017		Y	No detected value of B, Step 7	RSW detected	No	UD: Effluent ND, MDL-C & N			
126	Toxaphene	ug/L							0.73	0.0002		3.00000	0.00075	0.0002	Y	No detected value of B, Step 7	No	UD: effluent ND, MDL-C, an				

Notes:
 Ud = Undetermined due to lack of data
 C = Undetermined due to lack of CTR Water Quality Criteria
 C = Water Quality Criteria
 B = Background receiving water data

CTR#	Parameters	HUMAN HEALTH CALCULATIONS				AQUATIC LIFE CALCULATIONS								LIMITS			
		Organisms only				Saltwater / Freshwater / Basin Plan								Lowest AMEL	Lowest MDEL	Recommendation	
		AMEL hh = ECA - C hh O only	MDEL/AMEL multiplier	MDEL hh	ECA acute multiplier (p.7)	LTA acute	ECA chronic multiplier	LTA chronic	Lowest LTA	AMEL multiplier 95	AMEL aq life	MDEL multiplier 99	MDEL aq life				
63	Benzo(ghi)Perylene																No Limit
64	Benzo(k)Fluoranthene																No Limit
65	Bis(2-Chloroethoxy)Methane																No Limit
66	Bis(2-Chloroethyl)Ether																No Limit
67	Bis(2-Chloroisopropyl)Ether																No Limit
68	Bis(2-Ethylhexyl)Phthalate																No Limit
69	4-Bromophenyl Phenyl Ether																No Limit
70	Butylbenzyl Phthalate																No Limit
71	2-Chloronaphthalene																No Limit
72	4-Chlorophenyl Phenyl Ether																No Limit
73	Chrysene																No Limit
74	Dibenzo(a,h)Anthracene																No Limit
75	1,2-Dichlorobenzene																No Limit
76	1,3-Dichlorobenzene																No Limit
77	1,4-Dichlorobenzene																No Limit
78	3,3-Dichlorobenzidine																No Limit
79	Diethyl Phthalate																No Limit
80	Dimethyl Phthalate																No Limit
81	Di-n-Butyl Phthalate																No Limit
82	2,4-Dinitrotoluene																No Limit
83	2,6-Dinitrotoluene																No Limit
84	Di-n-Octyl Phthalate																No Limit
85	1,2-Diphenylhydrazine																No Limit
86	Fluoranthene																No Limit
87	Fluorene																No Limit
88	Hexachlorobenzene																No Limit
89	Hexachlorobutadiene																No Limit
90	Hexachlorocyclopentadiene																No Limit
91	Hexachloroethane																No Limit
92	Indeno(1,2,3-cd)Pyrene																No Limit
93	Isophorone																No Limit
94	Naphthalene																No Limit
95	Nitrobenzene																No Limit
96	N-Nitrosodimethylamine																No Limit
97	N-Nitrosodi-n-Propylamine																No Limit
98	N-Nitrosodiphenylamine																No Limit
99	Phenanthrene																No Limit
100	Pyrene																No Limit
101	1,2,4-Trichlorobenzene																No Limit
102	Aldrin																No Limit
103	alpha-BHC																No Limit
104	beta-BHC																No Limit
105	gamma-BHC																No Limit
106	delta-BHC																No Limit
107	Chlordane																No Limit
108	4,4'-DDT																No Limit
109	4,4'-DDE (linked to DDT)																No Limit
110	4,4'-DDD																No Limit
111	Dieldrin																No Limit
112	alpha-Endosulfan																No Limit
113	beta-Endosulfan																No Limit
114	Endosulfan Sulfate																No Limit
115	Endrin																No Limit
116	Endrin Aldehyde																No Limit
117	Heptachlor																No Limit
118	Heptachlor Epoxide																No Limit
119-125	PCBs sum (2)																No Limit
126	Toxaphene																No Limit

Notes:
 Ud = Undetermined due to lack of data
 Uc = Undetermined due to lack of CTR
 C = Water Quality Criteria
 B = Background receiving water data